



**DELHI PUBLIC SCHOOL, JAMMU**

**SESSION-2021-22**



**CLASS-VII**

**CLASS:- VII**  
**SUBJECT: ENGLISH**

**1.Let's recall the Poem 'Meadow Surprises'.**

The meadow offers several surprises to the one who has an eager eye to look at the meadow. Imagine walking on the soft velvety grass, you witnessed a butterfly sipping nectar from the flowers, rabbit sitting still; all such sights gives you immense pleasure. These sights are no less than the nature's surprise gift. Write a **diary entry** expressing your surprises as you walk further.

**2.Write a book review of any one story that depicts people's struggle for existence and win over all their problems.**

**Recommended Books**

- The Boy Who Harnessed The Wind (by William and Bryan Mealer)  
<https://youtu.be/0gtfZ2-SMJE>
- Rohmer Harriet – Heroes Of The Environment <https://youtu.be/uvNL6wNM1tg>
- (A true stories of people who are helping to protect our planet)
- Same Sun Here – House, Silas and Neela <https://youtu.be/UOJ91pXWHv8>
- The Good Garden – Milway, Katie Smith <https://youtu.be/h56kaYt23Cw>
- Sara, Sparrow Girl – Penny Packer [https://youtu.be/0wR\\_13vmzlo](https://youtu.be/0wR_13vmzlo)


**3.Solve the crossword puzzle. Used the clues given below.**

**Clues:**

**Across Down**


- 3.group of fish 1.synonym for finish  
5. synonym for few 2.antonym for promise  
8.synonym for shape 4.antonym for below  
11.synonymfor response 6.antonym for answer  
12. antonym for evening 7.antonym for nice  
14. synonym for best 9. antonym for light  
15.synonym for image 10. antonym for fact  
18.antonym for smile 13. antonym for old  
19.synonym for listened 16. antonym for forget  
20.synonymforfast 17.antonym for currency

## Synonyms and Antonyms



*विषय:-हिंदी*

◆ नदियों के परोपकारी स्वभाव और विशेषताओं पर चार स्वरचित स्लोगन लिखकर किसी एक स्लोगन पर अपने विचार 50 से 60 शब्दों में लिखिए ।




◆ जीवनदायिनी नदियों की स्वच्छता बनाए रखने हेतु चित्र सहित 8 से 10 सुझाव आकर्षक पी॰पी॰टी॰ द्वारा प्रस्तुत कीजिए।

SUBJECT: MATHS

## **PART-I: History of Maths and Different Topics**

*It is very important to understand the history or the background of a subject or a topic before starting to learn more about it. Projects can be a great way to help students do research about it. This will facilitate better knowledge and understanding.*



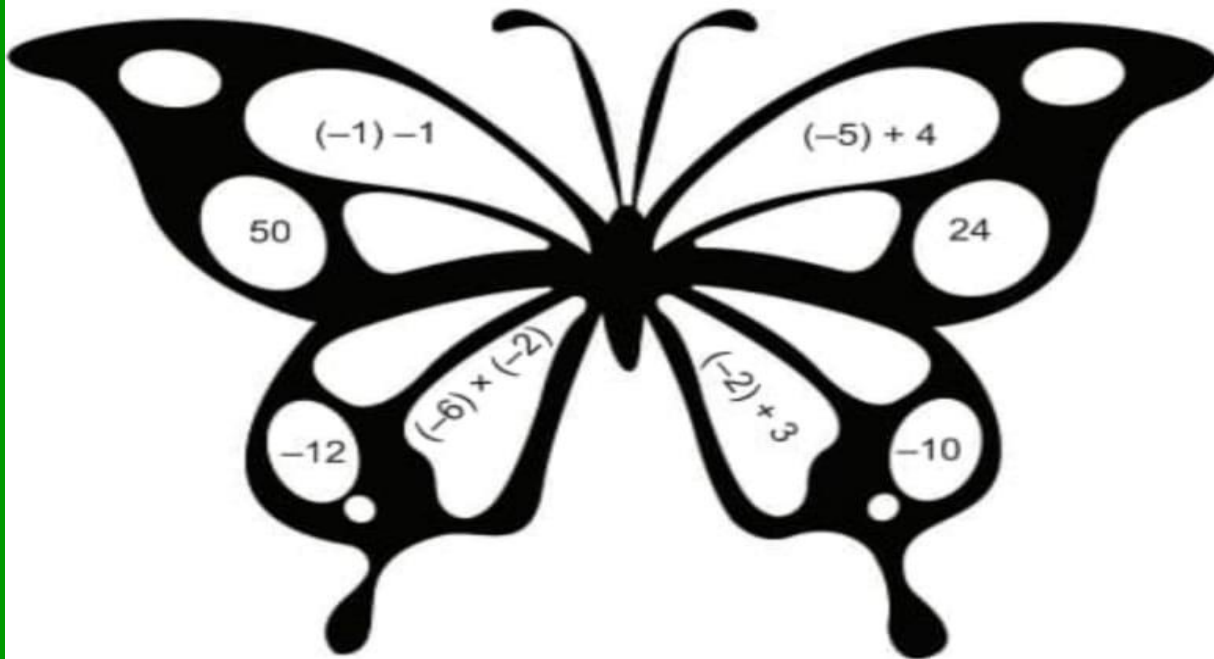
**PROJECT:** *Make a power point presentation on any 3 Indian great mathematicians given below. Give their biography along with their contributions in the field of Mathematics in brief.*

**Suggested Mathematicians: ( Choose any 3)**

- **BRAHMAGUPTA**
- **SRINIVASA RAMANUJAN**
- **BHASKARA**
- **C.R. RAO**
- **SATYENDRA NATH BOSE**

## **PART-II:RAINBOW INTEGERS**

*Solve the questions in the image below. Next, identify the integers and then color all sections with positive integers yellow, and all sections with negative integers as red.*



## **PART-III:RIDDLE**

*Adwaita a tortoise in Alipore Zoo in Kolkatta has the longest recorded life span in the world. She lived for more than 200 years.*

*I am Tapu, the tortoise. Although I am not as old as Adwaita was, can you guess my age with the help of clues given below:*

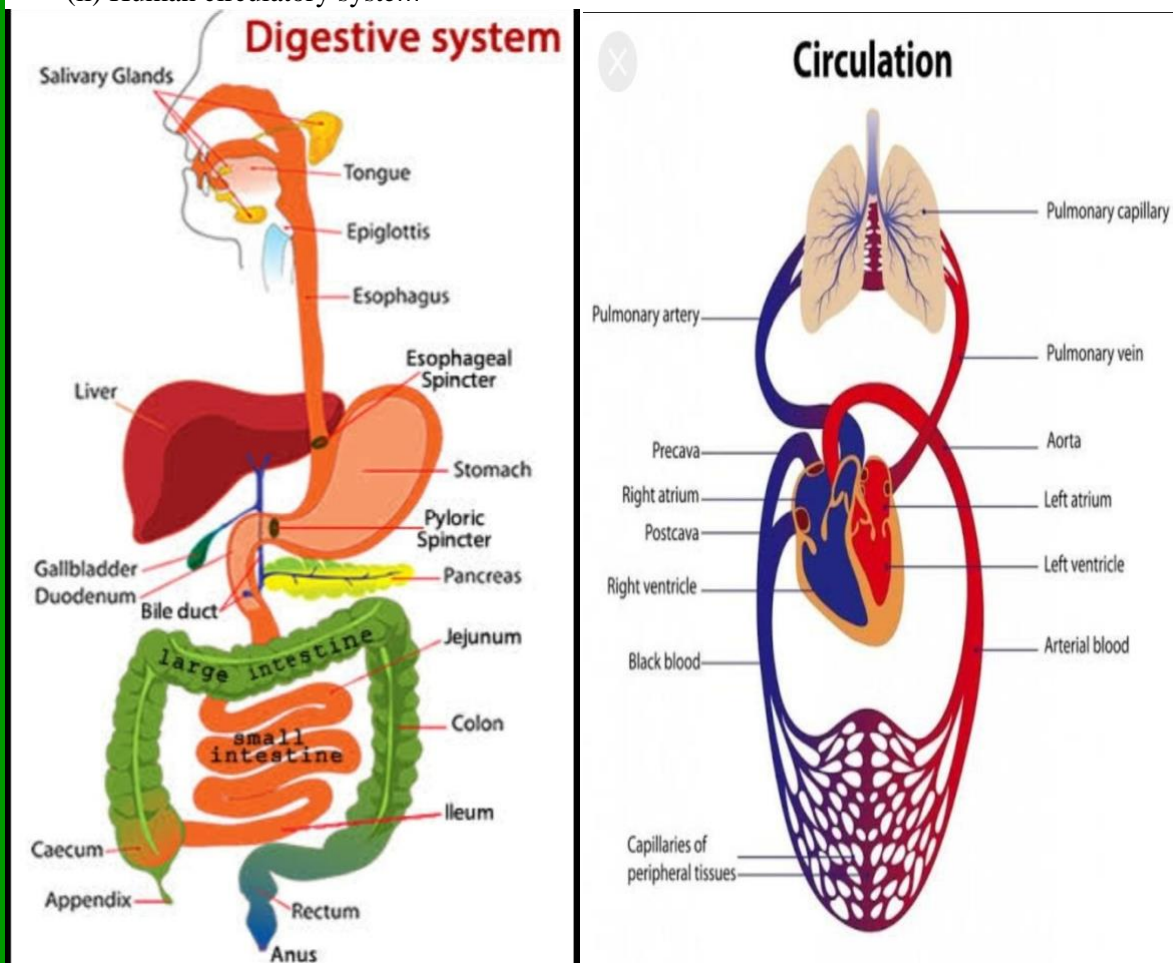
- a) Both my digits are odd.*
- b) One of my digits is 3.*
- c) My ten's place is three times the digit at one's place.*
- d) I am more than 50 years old, but less than 100 years.*



## SUBJECT: SCIENCE

**Q1.** Draw a neat and labelled diagram of

- (i) Human digestive system
- (ii) Human circulatory system



For digestive system write in detail the secretion of enzymes by glands and the process of digestion.

For circulatory system write the process of circulation of blood in detail and also how the blood is oxygenated.

(work to be done in scrap book)

**Q2.** Make an innovative video/ppt explaining about first twenty elements of periodic table, their chemical symbols.

Also the names of five acids, bases and salts along with their chemical formulae.



First Twenty Elements				
1 <b>H</b> Hydrogen	2 <b>He</b> Helium	3 <b>Li</b> Lithium	4 <b>Be</b> Beryllium	5 <b>B</b> Boron
6 <b>C</b> Carbon	7 <b>N</b> Nitrogen	8 <b>O</b> Oxygen	9 <b>F</b> Fluorine	10 <b>Ne</b> Neon
11 <b>Na</b> Sodium	12 <b>Mg</b> Magnesium	13 <b>Al</b> Aluminum	14 <b>Si</b> Silicon	15 <b>P</b> Phosphorus
16 <b>S</b> Sulfur	17 <b>Cl</b> Chlorine	18 <b>Ar</b> Argon	19 <b>K</b> Potassium	20 <b>Ca</b> Calcium

**Q3.** Perform the activity-2 at home which is given in your lab manual book on page 14.

<https://www.youtube.com/watch?v=r57Yx6y212U>

Learn all the viva voce questions and complete the MCQ's given till page 18 of lab manual.

## SUBJECT: HISTORY/CIVICS

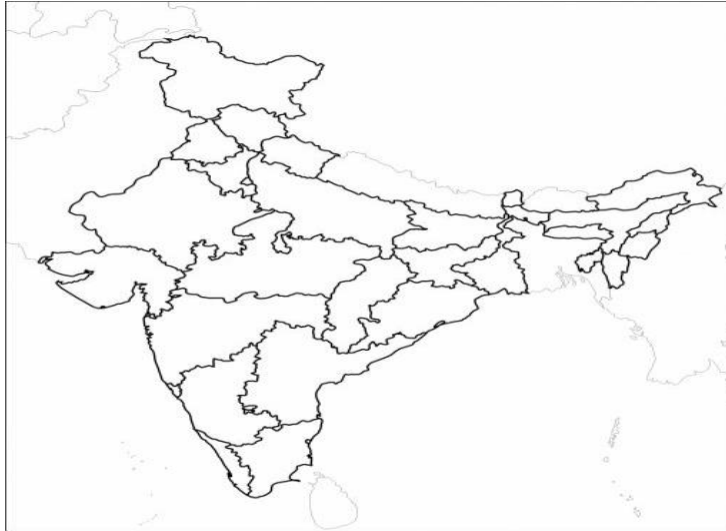
### THINKING/ SOCIAL ACTIVITY

- From time immemorial, Indians have believed in ATITHI DEVO BHAVAH Or THE GUEST IS GOD. If a foreign tourist visits you, what would you like to show her/him? You may choose from these options. Give reason for your answer.
  - Places of historical interest.
  - An art exhibition
  - A local fair
  - Local museum

## ENRICHMENT ACTIVITY

### 2. Map work


Fill in the blanks. Mark and label the answers on the outline map of India given alongside.



- The Solankis built the famous Dilwara Temple at \_\_\_\_\_
- Mahmud of Ghazni raided \_\_\_\_\_ and \_\_\_\_\_ in 1018.
- The Rashtrakutas built the famous rock – cut temple at \_\_\_\_\_.
- \_\_\_\_\_ was the capital of the Pallavas.
- \_\_\_\_\_ was the capital of the Cholas.

## RESEARCH BASED ACTIVITY

3. From time immemorial people have struggled against inequality and injustice. Find details on Martin Luther King Jr and his struggle. Prepare a project detailing the background, reasons and methods for his fight for African-American community.





## ENRICHMENT ACTIVITY

4. You have read about 'Education For All ' or the 'Sarva shiksha Abhiyaan introduced by the government. Do a research on the same. You can include the following points to make your research interesting.

- When was it introduced?
- It's objective
- It's achievements
- It's logo

Now, based on your research make a PowerPoint presentation.

## SUBJECT: GEOGRAPHY

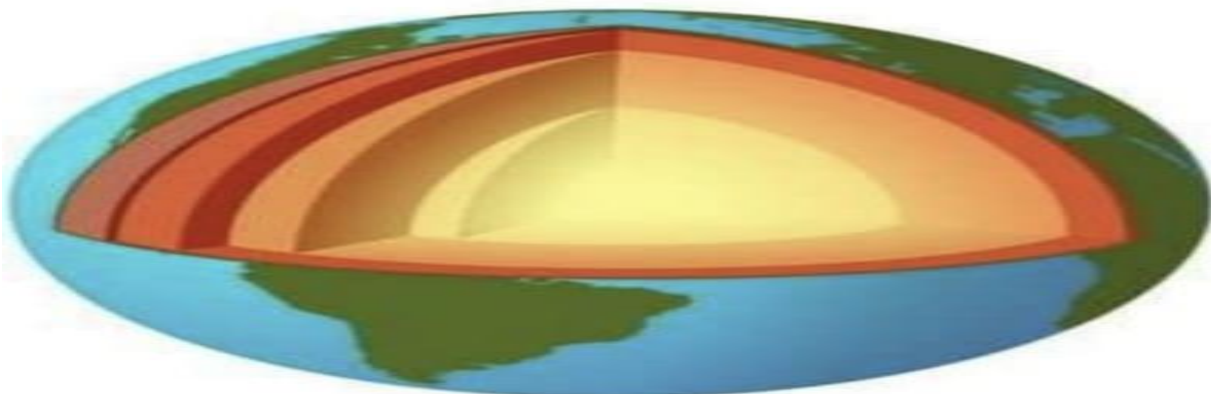
### ■ ENRICHMENT ACTIVITY ■


**Q1 :** Prepare a PPT depicting the interior structure of the Earth by explaining it's three different layers of the Earth.

☆ Instructions ☆

- Give the introduction about structure of the Earth.
- Add some attractive pictures of different layers of the Earth.
- The PPT Should be well informative.
- Number of slides should be between 8 to 10 .

## The Structure of the Earth





■ SKILL BASED ACTIVITY ■

MAP WORK

**Q2: Mark and label the following five rivers with coloured pens on an outline map of India.**

- (1) Ganga**
- (2) Indus**
- (3) Brahmaputra**
- (4) Narmada**
- (5) Kosi**



## SUBJECT: COMPUTERS

**I. Prepare a worksheet that contains the marks obtained in different subjects by the students of your class. Now perform the following tasks:**

1. Calculate the Total marks.
2. Calculate the Average marks for the percentage of the student.
3. Decide the rank secured by each student.
4. Calculate the minimum and maximum by using functions.
5. Create 20 rows.
6. Use Sum() and Average() functions to find total marks and average.

A sample table is given for your reference

Roll no	Name	Eng	Hindi	Maths	Science	S.St	Comp	Total	Average	Rank	Max	Min
1.	Surbhi	45	67	78	87	58	80					
2.	Anish											
3.	Ragav											

Note: Holiday Homework to be done in MS Excel and colour each column to make table attractive.

विषय :-संस्कृत

1. कर्ता के अनुसार उचित क्रियापद वर्ग-पहेली में से छांटकर लिखिए एवं बोलकर 1 मिनट की अपनी वीडियो बनाएं उसमें वर्ग-पहेली का उच्चारण करें ।

- i) ते अभवन्\_\_\_\_\_ ।
- ii) ती..... ।
- iii) मंडूकः..... ।
- iv) शशकः तीव्रम् ..... ।
- v) छात्राः..... ।
- vi) वृक्षः..... ।
- vii) पुष्पे ..... ।
- viii) अहम् ..... ।
- ix) त्वं ..... ।
- x) महिला..... ।
- xi) भक्ताः ईश्वरं..... ।
- xii) वयं कार्यं..... ।

अ	प	ठ	ता	म्	आ
भ	अ	व	स	त्	स
व	धा	अ	झी	ड	न्
न्	व	सा	मि	अ	स्ति
स्	त्	क	रो	पि	स
तः	कु	र्मः	न	म	न्ति

CLASS: - 7th

SUBJECT: URDU اُردو

1. Identify the picture and write their names (one example given for reference).

1. شکلوں کو پہچان کر اُن کے نام لکھیے۔ (ایک مثال دی ہوئی ہے)

(شکلوں کے ذریعے) غور سے شکلوں کو دیکھیے اور ان کے نام لکھیے:-



مثال:- جھولا



.....







2. Encircle correct letter and write the same in the given space below to complete the name of given picture (one example given).

2. صحیح حرف پر دائرہ لگائیے اور اُسے نیچے دی ہوئی خالی جگہ پر لکھ کر تصویر کا نام پورا کیجیئے۔ (ایک مثال دی ہوئی ہے)



## SUBJECT: GERMAN

Hallo Studenten,

Wir alle lieben es einkaufen zu gehen.

Ist es nicht?

-Hier ist die Liste der wenigen Einkaufsartikel. Schreiben Sie die Namen auf Deutsch und zeichnen Sie die farbenfrohen Bilder derselben-Einkaufartikel.

Machen Sie auch ein einmiuetiges Video auf Deutsch, und erzaehlen Sie von Ihrem Einkaufserlebnis.

(Hello Students,

We all love to go shopping. Isn't it?

Here is the list of few shopping items. Write their names in German and draw the colorful pictures of the same-shopping items.)




1. Swimming costume
2. belt
3. trousers
4. hat
5. tie
6. coat
7. sandals
8. night suit
9. watch
10. sun shades

Also, make a one minute video in German, telling about your shopping experience.

## SUBJECT : FRANCAIS (FRENCH)

Q1. Separe les mots. (separate the words.)



Line 1: \_\_\_\_\_.

Line 2: \_\_\_\_\_.

Q2. Coche (X) la bonne reponse. (Tick [X] the correct answer.)

a. Comment tu t'appelles ?

(i) Oui, ça va !

☐

(ii) Je m'appelle Pierre.

☐

b. Salut ! Ça va ?

(i) Ça va bien, merci.

☐

(ii) Au revoir, à bientôt.

☐

c. Comment il s'appelle ?

(i) Elle s'appelle Mélissa.

☐

(ii) Il s'appelle Paul.

☐

d. Où habites-tu ?

(i) Je vais bien, merci.

☐

(ii) J'habite à Paris.

☐

## Note:

1. Send your Holiday Homework by e-mail to your respective Subject Teacher by 13th of July, 2021. Your submission will carry 4 marks.( 2 marks- Subject Relevance & Research, 2 marks- Handwriting).

2. Practice for your Homework/ Project Presentation (5-6mins) to be held during virtual class after holidays. It will carry 6 marks.(2 marks- Confidence, 2 marks- Subject Clarity, 2 marks- Presentation Skills).

The schedule for presentation will be shared later.

The teacher may ask 1 or 2 questions during the presentation.

