



**DELHI PUBLIC SCHOOL, JAMMU**

**SESSION-2022-23**



**CLASS-VII**

**CLASS:- VII**


**SUBJECT: ENGLISH**

**Q1. PIZZA BOX BOOK REVIEW.**

**Responding to what you read is an important skill. Reading about other peoples' experiences and perspectives helps one learn about the world. Reading books, digging into characters, settings and themes helps a person look beyond the prose and explore his imagination.**

**Given below is a list of books. Choose any one of them. Read the book carefully and write the book review on a Pizza box, wherein each wedge of the pizza pie tells a story.**

1. Chamber of Secrets– The Harry Potter Series -JK Rowling
2. The Adventures of Huckleberry Finn- Mark Twain
3. Charlie and the Chocolate Factory- Roald Dahl
4. The Adventures of Tom Sawyer- Mark Twain
5. Oliver Twist- Charles Dickens



**HOW TO DO:** Take a pizza box and glue white drawing paper on its top to cover it up, so that you have a white space to write on.

**WHAT TO DO:** Read the novel carefully and write the Book Review on a Pizza Box in the following manner—

**The Box Top-** Introduce the title of the book/design the cover page.

**Inside the Box Top-** Write the beginning, middle and end of the story in the form of a short summary.

**The Pizza-** Each slice of the pizza represents the following:

- Characters
- Setting
- My Favourite Event, Scene and Character
- I found the book- Good/Ok/Not my favourite/Excellent

**Parameters for Assessment:** Originality, Creativity and Presentation.

# BOOK REVIEWS

TITLE \_\_\_\_\_

AUTHOR \_\_\_\_\_

RATING      ★    ★★    ★★★    ★★★★    ★★★★★    ★★★★★★

QUICK SUMMARY

\_\_\_\_\_

\_\_\_\_\_

\_\_\_\_\_

\_\_\_\_\_

\_\_\_\_\_

DRAW YOUR FAVORITE SCENE

WHO IS YOUR FAVORITE CHARACTER AND WHY?

\_\_\_\_\_

\_\_\_\_\_

\_\_\_\_\_

WHERE DOES THE BOOK TAKE PLACE?

\_\_\_\_\_

\_\_\_\_\_

\_\_\_\_\_

WHAT WAS THE BEST PART IN THE BOOK AND WHY?

\_\_\_\_\_

\_\_\_\_\_






\_\_\_\_\_

WOULD YOU RECOMMEND THIS TO A FRIEND?   YES   NO

NAME \_\_\_\_\_ DATE \_\_\_\_\_

Name: \_\_\_\_\_ Date: \_\_\_\_\_

# BOOK REVIEW

check each part of your review

☐ Book Title

☐ Summary

☐ Your opinion

# MY BOOK REPORT

My Name: \_\_\_\_\_

The Title of My Book is: \_\_\_\_\_

The author's name is: \_\_\_\_\_

The illustrator's name is: \_\_\_\_\_

Draw the cover of the book

## CHARACTER

My favorite character was \_\_\_\_\_

How would you describe this character: \_\_\_\_\_

## SETTING

the place where the story happened was \_\_\_\_\_

How would you describe this setting: \_\_\_\_\_

## THE STORY

Beginning \_\_\_\_\_

Middle \_\_\_\_\_

End \_\_\_\_\_

This book was: \_\_\_\_\_

- ☐ I enjoyed great
- ☐ I liked my favorite
- ☐ I loved the story

MY FAVORITE EVENT

**Diary Entry:** Last week you attended a lavish Indian wedding. You were upset to see the amount of food wasted by people. Write a page in your diary expressing your concern about the immense wastage of food that could have been used to feed the poor and the needy.

Click a few pictures or take the print outs of wasted food from internet and paste the pictures with your diary entry. Discuss a few ways to avoid the wastage of food.

Important instructions: Children will make diary entries on an A4 size sheet. The diary entry should be thought provoking.





## SUBJECT: HINDI

1. प्रकृति का संतुलन बनाएँ रखने में पक्षियों का बहुत बड़ा योगदान है। इन पक्षियों के बचाव के लिए हमारी भावी पीढ़ी का क्या योगदान होना चाहिए?



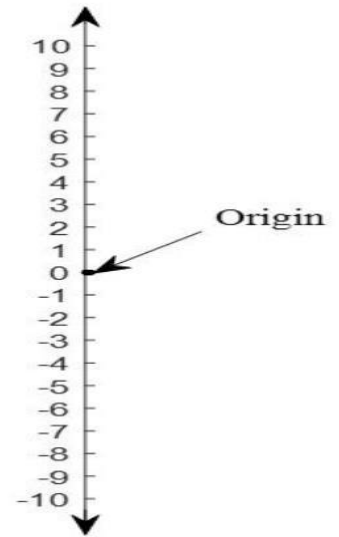

2. ग्रीष्म अवकाश में निम्नलिखित कार्य करते हुए अपनी छवि (picture) लीजिए व उनके चित्रों का कोलाज बनाते हुए अपने अनुभवों का वर्णन कीजिए।
- पौधों को पानी इत्यादि देते हुए।
  - पक्षियों को दाना पानी डालते हुए।
  - बड़े बुजुर्गों की सेवा कर आशीर्वाद लेते हुए।
  - पर्यटन स्थल पर भ्रमण करते हुए।

## SUBJECT: MATHS

### 1. Monkey on a Tree – Problem Solving

A monkey climbs a coconut tree that has a height of 12 feet.

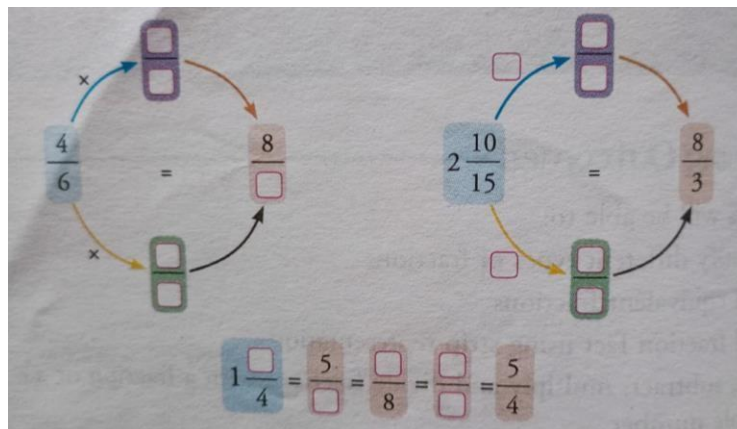
- (a) It jumps 3 feet up in one move and slips back 2 feet down in the next move. In how many jumps will it reach the top of the tree?
- (b) After eating a coconut, it jumps back 4 feet in every move, then how far is it from the ground after the second jump.



Solve this question pictorially using number line. Is there any other way to solve this question? If yes, write that also.

## 2. Solve it out – Puzzle

Fill in the blanks.



## 3. Add the decimals – Magic Square

Make a magic square 3 x 3 using decimals: 0.01, 0.02, 0.03, 0.04, 0.05, 0.06, 0.07, 0.09 so that each line adds upto 0.15

	0.05	

## COMPETENCY-SHEET

1. An integer when divided by  $-3$  gives quotient 35 and leaves remainder 2. The integer is  
a) 32 b) 31 c)  $-34$  d)  $-130$
2. An insect crawls up 5cm every second on a 60cm vertical rod and then falls down 2cm over the next second. How many seconds will it take to climb the rod? a) 20 b) 40 c) 60 d) 30
3. A person gains ₹2 on product 'x' and loses ₹3 on product 'y'. if he sells 8 items of x and 5 items of y, his profit or loss is  
a) profit of ₹ 1 b) loss of ₹ 1 c) loss of ₹ 2 d) neither profit nor loss



- $\frac{(p+q)}{q}$  equals to 4. The fraction  $\frac{p}{q}$
- a)  $\frac{p}{q}$  b)  $\frac{p+q}{q}$  c)  $\frac{p+1}{q}$  d)  $\frac{p+p}{q}$
5. One side of a square  $a^2$ , its perimeter is  
a)  $a^4$  b)  $a \cdot a^2$  c)  $a^8$  d)  $a \cdot a^2$
  6. What decimal of an hour is a second?  
a) 0.0025 b) 0.0256 c) 0.00027 d) 0.000126

### Do chapter-1 Integers

(From Let's Think and Learn book) Page  
no. 7 to 12.

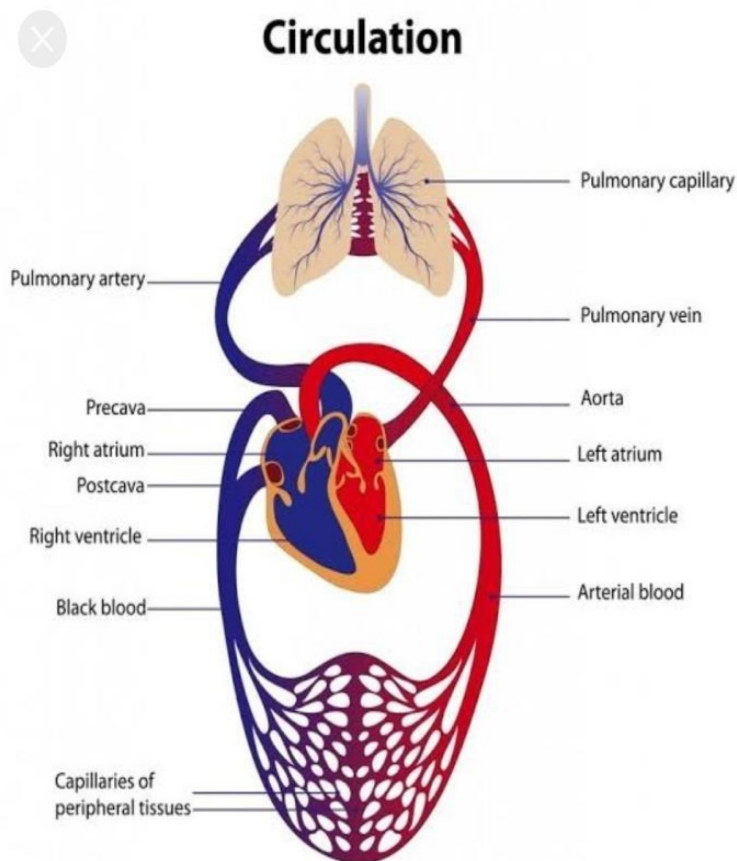
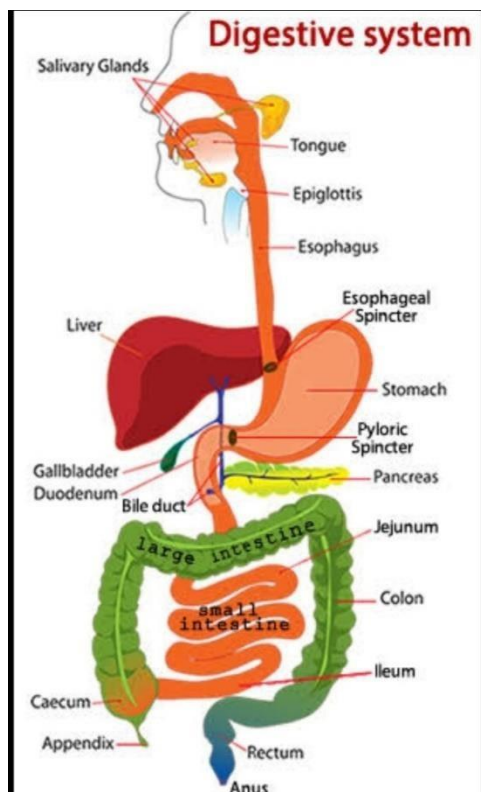
**NOTE:** Solve all the questions on practical sheets/Scrap book.

Revise all the chapters done in the class in the separate notebook.

## SUBJECT: SCIENCE

**Q1.** Draw a neat and labelled diagram of

- (i) Human digestive system
- (ii) Human circulatory system



For digestive system write in detail the secretion of enzymes by glands and the process of digestion.


For circulatory system write the process of circulation of blood in detail and also how the blood is oxygenated. (Work to be done in scrap book).

**Q2.** Spend some time every day with your mother in the kitchen and help her. Find out 10 physical and chemical changes taking place there. Tabulate your data under following heads. Paste pictures to support your answer. Do this on a chart paper.

Activity	Observation in shape, size, colour, smell	Type of change
1		
2		

## SUBJECT: SOCIAL SCIENCE

Prepare a report or file on any one Monument in Delhi. For example (Qutub Minar, Red Fort etc.) so that people around the world learn about the beauty of the monuments. Use pictures or details from Internet etc. to make your project work attractive.



Give a brief history of the monuments with following details:

- When and by whom was it built
- The reason why it was built
- Architectural features of the monuments
- How is the monument being maintained presently
- What improvement would you like to bring to promote protection of the monuments
- Give a slogan for its protection
- How the COVID-19 pandemic has affected the tourism.

## Theme: Forest: An Ecosystem

Forest plays a major role in maintaining the biodiversity and ecosystem of planet Earth. It is of great importance to any country and the mankind as a whole. With this aim in mind, write how Forest is important to us.

1. Draw a poster on drawing sheet on the Topic: Forest- Our lifeline



## Map work

Mark all the States and Union Territories with its capital cities in the political map of India.



## SUBJECT: COMPUTERS

**I. Prepare a worksheet that contains the marks obtained in different subjects by the students of your class. Now perform the following tasks:**

1. Calculate the Total marks.
2. Calculate the Average marks for the percentage of the student.
3. Decide the rank secured by each student.
4. Calculate the minimum and maximum by using functions.
5. Create 20 rows.
6. Use Sum () and Average () functions to find total marks and average.
7. Insert Column Chart, Pie Chart and Line chart in an excel sheet for the

table. A sample table is given for your reference

Roll no	Name	Eng	Hindi	Maths	Science	S.St	Comp	Total	Average	Rank	Max	Min
1.	Anhad	90	87	79	98	87	90					
2.	Ramesh											
3.	Ahmed											

**Note: Holiday Homework to be done in MS Excel and colour each column to make table attractive.**

## SUBJECT: SANSKRIT

1. "स्वच्छं भारतं अभियाने पूर्ण सहयोगं करिष्यामः " यह शपथ लेते हुए विद्यार्थी किस प्रकार से सहयोग देंगे इस से संबंधित चित्र चिपकाएं ।

2. कर्ता के अनुसार उचित क्रियापद वर्ग-पहेली में से छांटकर लिखिए ।

- i) ते अभवन्\_\_\_\_\_ ।
- ii) तौ..... ।
- iii) मंडूकः..... ।
- iv) शशकः तीव्रम्..... ।
- v) छात्राः..... ।
- vi) वृक्षः..... ।
- vii) पुष्पे ..... ।
- viii) अहम् ..... ।
- ix) त्वं ..... ।
- x) महिला..... ।
- xi) भक्ताः ईश्वरं..... ।
- xii) वयं कार्यं..... ।

अ	प	ठ	ता	म्	आ
भ	अ	व	स	त्	स
व	धा	अ	क्री	ड	न्
न्	व	सा	मि	अ	स्ति
स्	त्	क	रो	षि	स
तः	कु	र्मः	न	म	न्ति

सामान्य निर्देश- छात्र का नाम, कक्षा, वर्ग एवं तिथि लिखना अनिवार्य है ।

CLASS: - 7th

SUBJECT: URDU اُردو

1. Identify the picture and write their names (one example given for reference).

1. شکلوں کو پہچان کر اُن کے نام لکھیے۔ (ایک مثال دی ہوئی ہے)


(شکلوں کے ذریعے) غور سے شکلوں کو دیکھیے اور ان کے نام لکھیے:-



مثال:- جھولا



.....



1. Match the following.

2. حصہ "الف" کے الفاظ کو حصہ "ب" میں دیئے گئے مناسب الفاظ کے ساتھ جوڑیئے

الف	ب
چھاتا	کپڑا
گھوڑا	سؤنی
دھاگا	بارش
دھوبی	گھاس



## SUBJECT: GERMAN

Hallo Studenten,

Wir alle lieben es einkaufen zu gehen. Ist es nicht?

-Hier ist die Liste der wenigen Einkaufsartikel. Schreiben Sie die Namen auf Deutsch und zeichnen Sie die farbenfrohen Bilder derselben-Einkaufartikel.

Machen Sie auch ein einmuetiges Video auf Deutsch, und erzahlen Sie von Ihrem Einkaufserlebnis.

(Hello Students,

We all love to go shopping. Isn't it?

Here is the list of few shopping items. Write their names in German and draw the colorful pictures of the same-shopping items.

1. Swimming costume

2. belt

3. trousers

4. hat

5. tie

6. coat

7. sandals

8. night suit

9. watch

10. sun shades.

General Instructions:

Students must mention their name, class/section and date in their submission.

## SUBJECT : FRANCAIS (FRENCH)

Q1. Find the words of salutations in the grill given below and write their meanings in the space provided.

H	F	I	B	L	V	F	I	O	V	H	Y	I	M
D	G	B	H	J	Y	A	J	C	H	T	M	Z	A
I	V	H	L	A	F	E	A	J	I	T	B	X	D
P	G	V	T	B	O	N	S	O	I	R	O	B	E
T	V	L	T	I	L	H	R	G	B	L	N	A	M
O	A	U	R	E	V	O	I	R	R	U	J	S	O
Y	A	D	S	N	F	G	H	J	N	J	O	D	I
S	A	L	U	T	Y	T	E	K	V	B	U	F	S
M	G	Y	B	O	N	N	E	S	O	I	R	E	E
N	A	K	K	T	D	S	G	S	W	K	U	G	L
B	V	C	W	D	R	T	R	Y	U	I	J	H	L
J	M	O	N	S	I	E	U	R	R	T	H	Y	E

1. A bientôt \_\_\_\_\_
2. Au revoir \_\_\_\_\_
3. Bonsoir \_\_\_\_\_
4. Monsieur \_\_\_\_\_
5. Bonne soiree \_\_\_\_\_
6. Mademoiselle \_\_\_\_\_
7. Salut \_\_\_\_\_
8. Bonjour \_\_\_\_\_

Q2. Match the two columns.

- |                 |                |
|-----------------|----------------|
| a. Le matin     | Bon après-midi |
| b. Le soir      | Bonsoir        |
| c. L'après-midi | Bonne nuit     |
| d. La nuit      | Bonjour        |

Q3. Corrigez les fautes. (Correct the mistakes)

1. Comment vous appellez-vous?
2. Comment allez-tu?
3. Je vais bein.
4. Comment tu t'appelle?
5. Je m'appellez Marc.

