



DELHI PUBLIC SCHOOL JAMMU

Session : 2022-2023


Class I

Fun In Holiday



Subjects:

- 1) Environmental and Arithmetical Concepts**
- 2) General Knowledge**
- 3) Art & Craft**



Dear Children,

The long awaited summer vacation is here. Summer is a time to relax, be productive and get ahead. As important as it is to rest and enjoy, it is also important to continue to learn. Strike a balance between work and play and allow yourself to grow .In the process along with enjoying and relaxing make this summer a time to learn new things exploring the opportunities available.

To enhance your learning, we have planned enjoyable activities to keep your skills sharp and concepts clear. Use your energy and give a vent to your creativity.

- Spend quality time with your family.
- Help in household chores like watering the plants, laying the table, filling water bottles, serving the food etc.
- Ensure that you follow some time schedule like Bedtime, study time, play time etc.
- Adopt healthy lifestyle like eating good nutritious food,
- Do exercise everyday and take care of personal hygiene.

It will surely enhance your learning. Relax, enjoy and have lots of fun.

Academic Coordinator

Self Introduction

What's your name?

Hello! My name is _____.



How old are you?

I am _____ years old.



How are you?

I'm _____.



Where are you from?

I'm from _____.



Where do you live?

I live in _____.



What school do you go to?

I go to _____ school.

What subject do you like?

I like _____.



What subject don't you like?

I don't like _____.



That's me!

About Me

My name is _____.

I am a



My eyes are




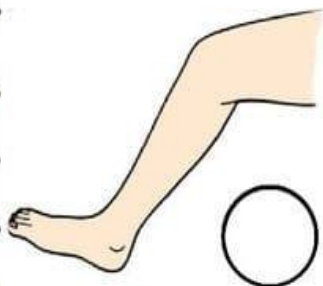
Colour of my hair is



I love to





Match the following body parts
with the images given below.




1. TONGUE

2. LEG



3. EAR


4. FEET



5. MOUTH



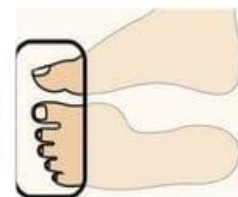

6. TOES




7. HAND




8. NOSE



9. EYE



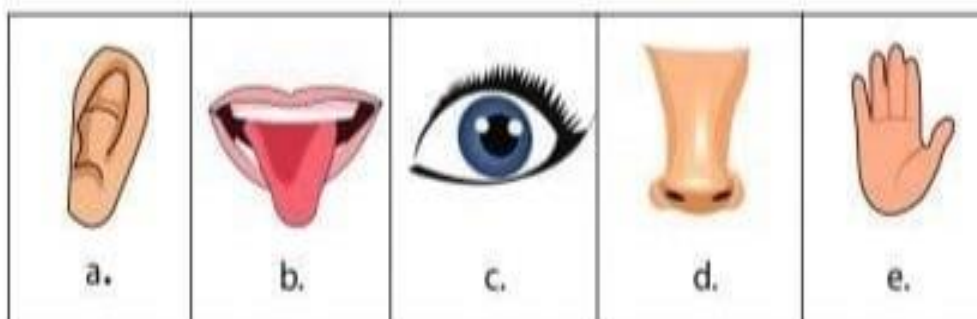
10. ELBOW



The Five Senses 1

I. Match the pictures with the right words, then fill in the blanks:

- | | |
|------------------------------|--------|
| 1. I can see with my | nose |
| 2. I can smell with my | tongue |
| 3. I can hear with my | eyes |
| 4. I can taste with my | hands |
| 5. I can touch with my | ears |



II. Find the appropriate verb for each sentence:

- | | |
|---|-------|
| 1. I can.....a bird flying up in the sky. | smell |
| 2. I can.....a beautiful song on the radio. | touch |
| 3. I can.....a flower with my nose. | hear |
| 4. I can.....a delicious sandwich. | see |
| 5. I can.....the soft fur of a rabbit. | taste |



Family Tree



Paste pictures of your family members.



CRAFT

Time!



Material required:

- Ivory sheet measuring 15 inch X 30 inch.
- Pictures / stickers of fruits and vegetables.
- Glue stick.

<https://youtu.be/p5AUoSIO3nw>


Procedure:

Table Mat

Help your child to make a colourful and creative table mat by pasting fruits and vegetables of his /her own choice on an ivory sheet/ chart and mention your ward's name at the back of table mat and also laminate it.

Put in the number which comes before, between or after.

Before	Between	After
____ 29	33 ____ 35	17 ____
____ 18	5 ____ 7	30 ____
____ 36	21 ____ 23	9 ____
____ 7	12 ____ 14	25 ____
____ 25	19 ____ 21	11 ____
____ 31	37 ____ 39	39 ____
____ 1	7 ____ 9	3 ____
____ 23	26 ____ 28	29 ____



Comparing Numbers

Compare the numbers by choosing the correct symbol.

< = >

1. 25 42

< = >

6. 83 12

< = >

2. 33 12

< = >

7. 54 72

< = >

3. 65 34

< = >

8. 78 62

< = >

4. 23 44

< = >

9. 15 40

< = >

5. 55 62

< = >

10. 47 74

Maths

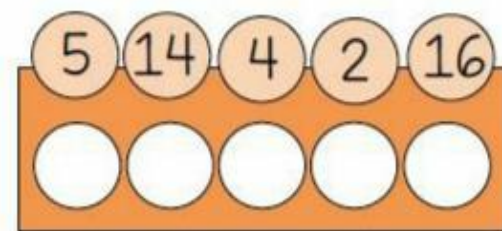

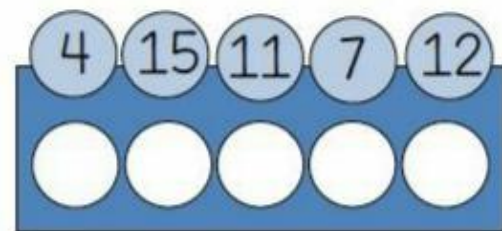
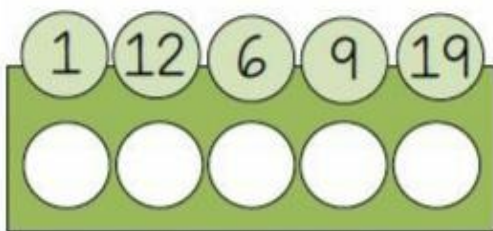

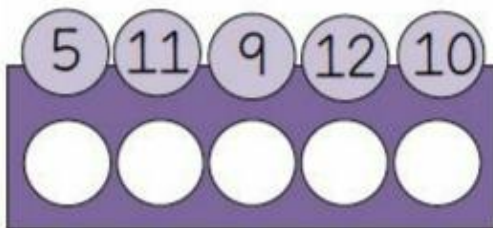
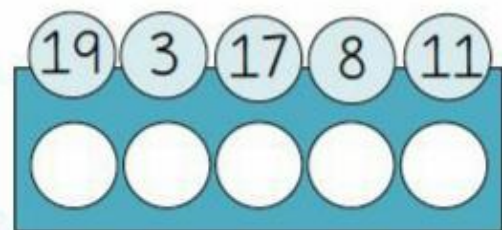
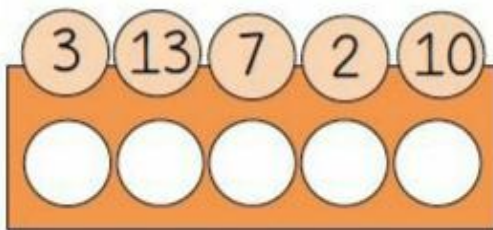
- Let us revise the numbers and number names in a play way method.
- Here is an Activity Treasure for you.
- Complete the given table.

S no.	Family Member	Name	Age	Number Name
1.	Me			
2.	Father			
3.	Mother			
4.	Grand Mother			
5.	Grand Father			
6.	Brother			
7.	Sister			
8.	Uncle			
9.	Aunt			
10.	Cousin			



Ascending order

Descending order

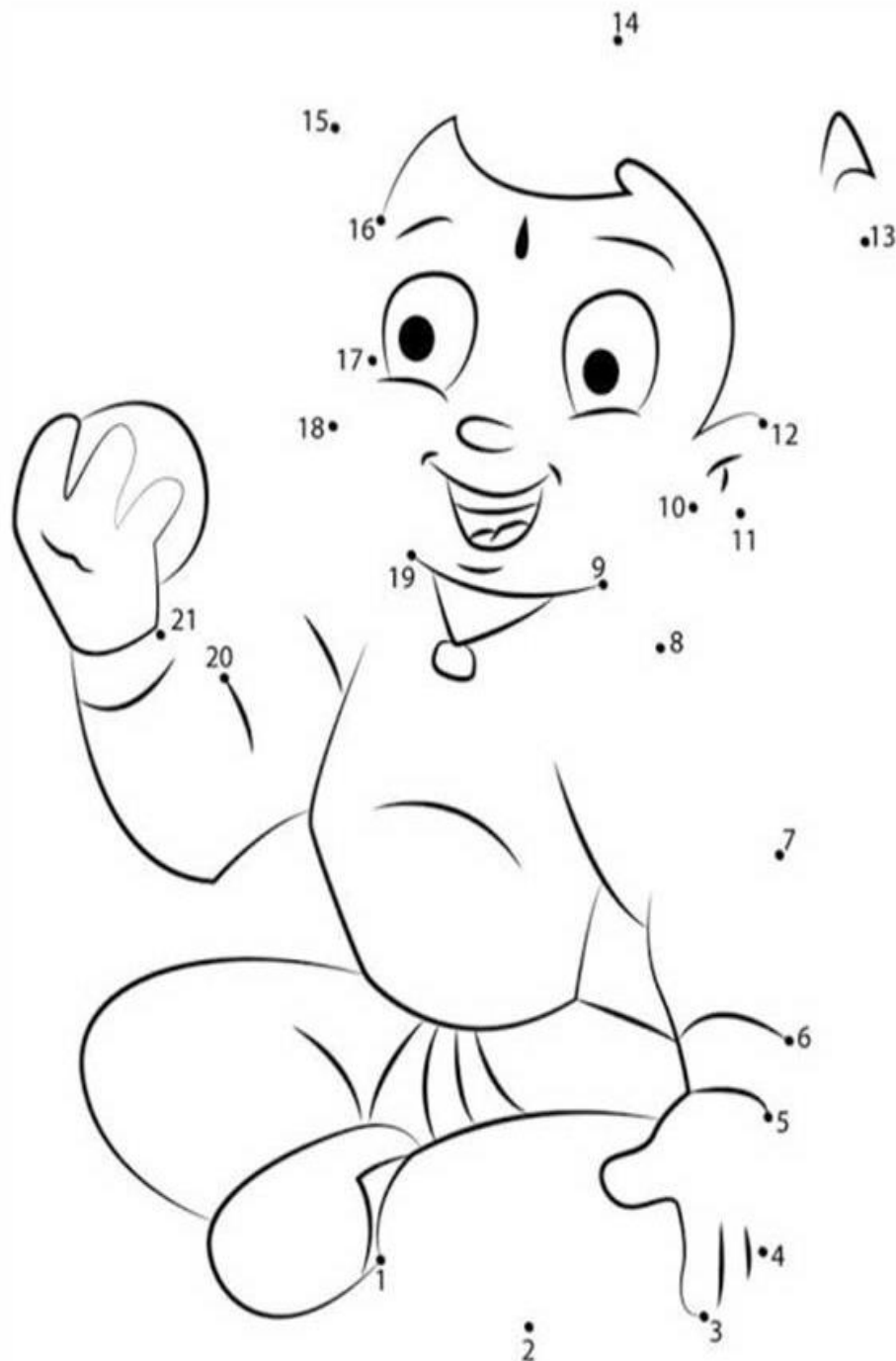


General Knowledge

Draw lines to match the related objects.



Join the dots and colour
the picture.



👉 **Look at both the pictures carefully. What are the five things missing in the second picture? Look, find and circle them in the first picture.**



Value Education:

Read L- 2 & 3 twice and circle new words.

Kahoot Quiz

1) Environmental and Arithmetical concept

EVS

https://kahoot.it/challenge/06738209?challenge-id=d17f6cfb-eb6c-4d04-ada7-969efbc279f1_1652514117336

Maths

https://kahoot.it/challenge/03413452?challenge-id=d17f6cfb-eb6c-4d04-ada7-969efbc279f1_1652699784372

2) General Knowledge

https://kahoot.it/challenge/06546035?challenge-id=d17f6cfb-eb6c-4d04-ada7-969efbc279f1_1652515350297

A decorative border made of various watercolor illustrations of tropical plants and flowers, including blue and green leaves, orange and yellow flowers, and pink and purple blooms, framing the central text.

ART & CRAFT

SUBJECT : ART & CRAFT

- 1) Do Pages 4 to 7 of your Book
- 2) One Project With Bottle Caps

Picture:



Material Required

- 1) Bottle Caps
- 2) Glue
- 3) Coloured Sheet
- 4) Poster Colour
- 5) Brush

<https://youtu.be/sAecqPc8tUk>

Dear Parents,

Kindly take print out of all the sheets and help your ward to complete holidays homework under your able guidance.

Please take print out of all the sheets and send it your respective class teacher.

