

Delhi Public School , Jammu
Session : 2022-23
Class : IV



Holidays Homework

ACTIVITY1

Compare and Contrast 'A School and a Home'. Use the graphic organizer to jot down the similarities and differences.



ACTIVITY 2

LET'S PLAY CROSSWORD WITH COMPOUND WORDS



Compound Words

A compound word is a word that is made up of two or more other words. For example, the word butterfly is made up of two words: butter + fly.

Use the clues to help you work out the compound word.

1. Clue across:

rhy



R			L
D			

2. Clue down:

rhy






Compound Words

Use the clues to help you work out the compound word.

1. Clue across:
rhymes with **gate**.



2. Clue down:
rhymes with
sword.



Card 3



Compound Words

Use the clues to help you work out the compound word.

1. Clue across:
rhymes with
three.



S		A
H		

2. Clue down:
rhymes with **snore**.

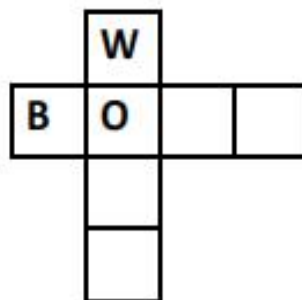


Compound Words

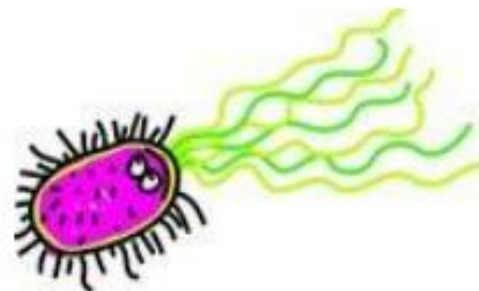


Use the clues to help you work out the compound word.

1. Clue across:
rhymes with **hook**.



2. Clue down:
rhymes with **germ**.




Card 5



Compound Words

use the clues to help you work out the compound word.

1. Clue down:
rhymes with
crack.



2. Clue down:
rhymes with
cord.



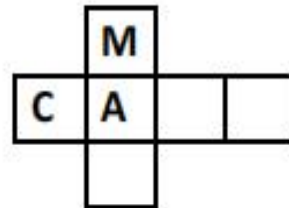
Card 6



Compound Words

Use the clues to help you work out the compound word.

1. Clue across:
rhymes with
shave.



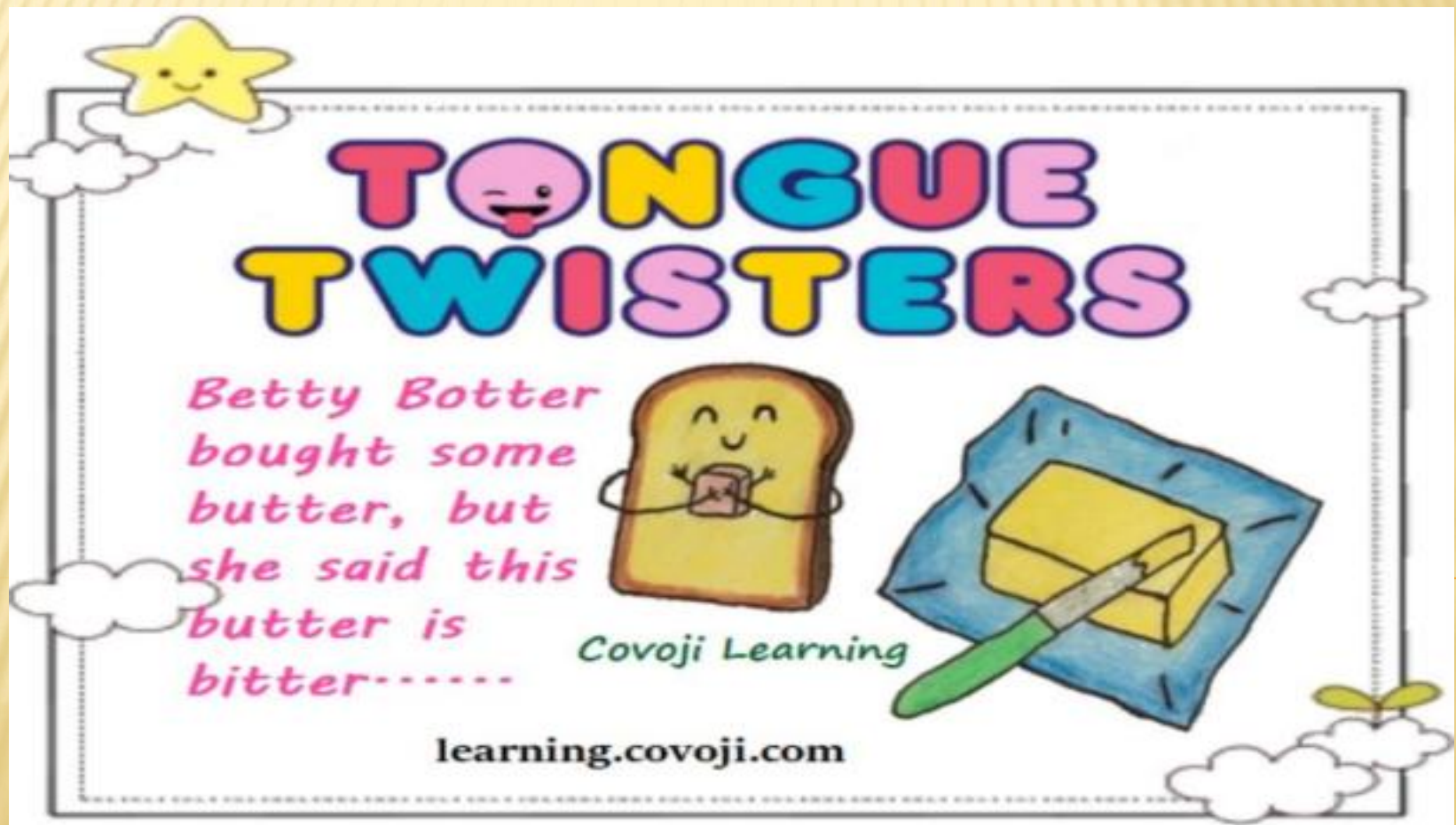
2. Clue down:
rhymes with
can.



ACTIVITY 3

Fun with words

Pronunciation practice with tongue twisters Tongue twisters are a great way to help the children learn a language better. They also enhances pronunciation skills. Try these tongue twisters and write them down to improve your pronunciation



- **If a dog chews shoes, whose shoes does he choose?**
- **If two witches would watch the two watches, which witch would watch which watch?**
- **The cook took a good look at the cookery book.**
- **Can you can a can as a canner can can a can.**

****** Revise Subject and Predicate, Nouns and their kinds, Kinds of sentences.**

MATH

MATHEMATICS IN REAL LIFE

I. ADDITION AND SUBTRACTION

Pick the values that we must add or subtract from our life.

Anger

politeness

abusive language

sharing

Fight

love

care

dishonesty

kindness

shouting

shyness

respect

forgiveness

good company

patience

laziness

teasing

happiness



MATHEMATICS IN REAL LIFE

ADDITION AND SUBTRACTION

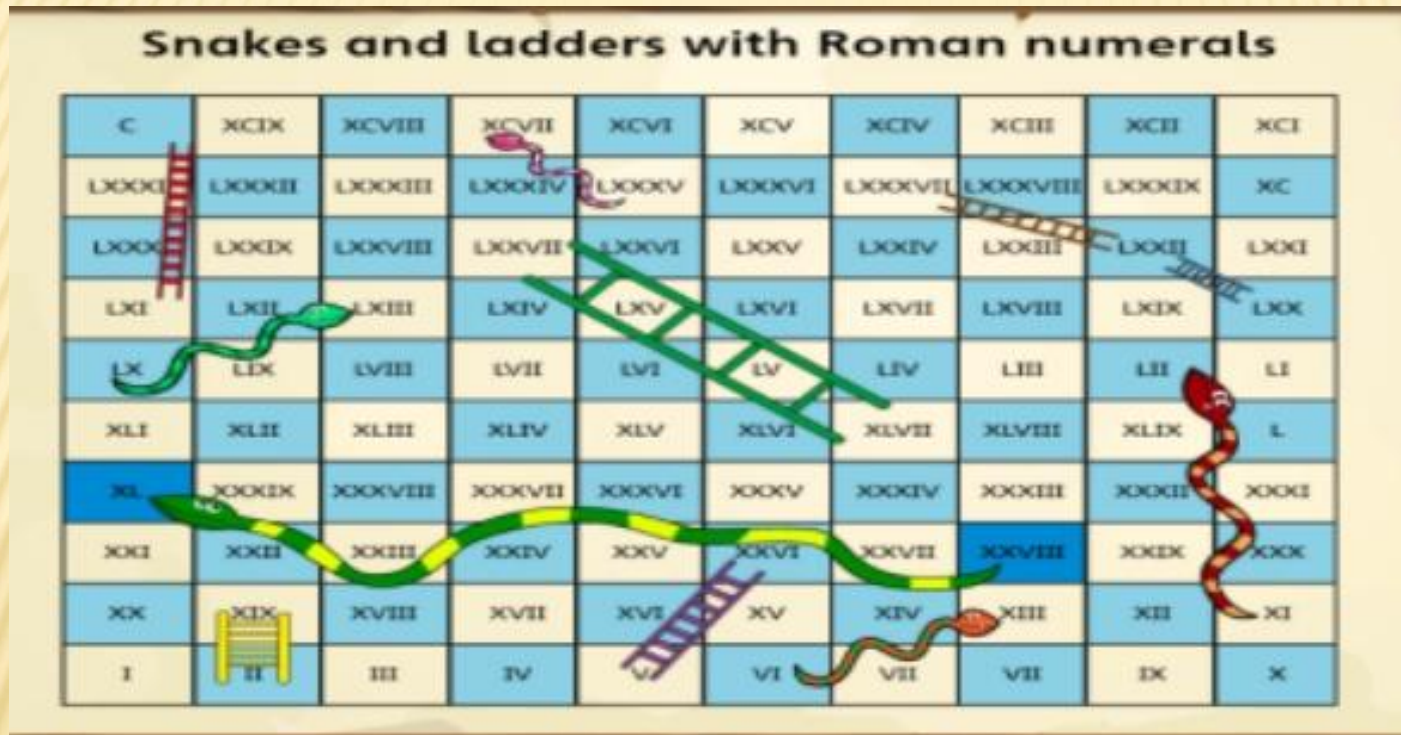
Pick the values that we must add or subtract from our life.

Anger politeness abusive language sharing Fight love care dishonesty
kindness shouting shyness respect forgiveness good company patience
laziness teasing happiness



PROJECT

II a) On an A-4 size sheet make your own game of snake & ladders using Roman Numerals 1 to 100. Also make a dice numbered 1 to 6.




Steps to make Dice:

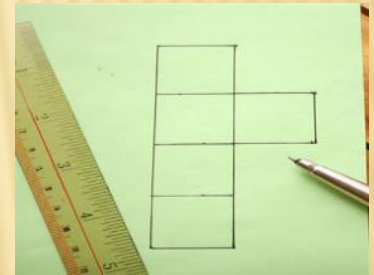
1. Take a piece of paper. The bigger your paper, the larger the final cube will be




2. In the center of paper , draw a long rectangle and divide it up into four 2 inch squares




3. Draw another square to the right of the second square from the top.



4. Draw another square to the left of the second square from the top.




5. With scissors, cut along the outside edges of the shape. If you printed the pattern and are gluing the box together, be careful not to cut off the tabs!



6. Fold the paper. Follow along the inside lines, and fold the paper inward



7. Align the folds. The square on the very bottom should be folded so it is parallel or directly across from the square that was in the middle



8. Finish up your box. Tape all of the sides together, and you're done!



9. Finished



10. Draw dots numbered 1 to 6 on each face



Below link for further details to make dice with paper

<https://www.craftsuprint.com/projects/papercraft/origami/how-to-make-a-paper-cube.cfm>

- **Recapitulation :**

1. Numbers and Numeration
2. Roman Numerals
3. Multiplication Tables (2 to 20)

* Do your holidays homework on A4 size sheets.

EVS

TREASURE HUNT IN KITCHEN

Explore your kitchen.

Collect variety of seeds and make an attractive card for your favourite family member.
Colour the seeds if you want to and be as creative as you can.



GIVE SHAPE TO YOUR IDEAS



So make sure that your plate has food from all categories and colours. Yellow for pulses, green for vegetables.

Classifying Foods

Directions: Write the foods into the most logical groups below.



steak	peach	bread
potato	ham	radish
bran muffin	oatmeal	eggs
peanut butter	corn bread	banana
beans	grape	pasta
brown rice	crackers	fish
lemon	chicken	lettuce

REVISE

L-1, RELATIONSHIPS IN A FAMILY

L-4, EATING TOGETHER

L-5, SOURCES OF WATER

ग्रीष्मकालीन अवकाश कार्य

प्र०१- बहुत-से पक्षी गर्मियों में प्यास के कारण मर जाते हैं।अतः अपनी छत पर किसी बर्तन में, पक्षियों को पिलाने के लिए पानी रखें। एक साथ पानी पीते हुए पक्षियों को देखकर आपने क्या अनुभव किया। दिए गए संकेतों के आधार परअपने विचार ५-६ पंक्तियों के रूप में लिखिए और साथ में पानी पीते हुए पक्षियों की फ़ोटो खींच कर उनके चित्रों का एक कोलाज बनाएँ-



- ❖ प्यास से व्याकुल पक्षी
- ❖ पानी पिलाना पुण्य कर्म एवं मनुष्य का परम कर्तव्य
- ❖ भयानक गर्मी
- ❖ जल भरकर घर की छत पर रखना

प्र०२-सुबह के समय जब सूरज अपनी किरणें बिखेरता है,तो धरती सोने- सी चमक उठती है। सुबह का समय सबकी सेहत के लिए लाभदायक है। प्यारे बच्चो, दिए गए संकेतों के आधार पर सुबह की सैर करते समय आपने क्या देखा ? छः - सात पंक्तियाँ लिखिए।



- चिड़ियों की चहचहाहट
- झरनों के बहने की आवाज़
- स्वच्छ वातावरण
- शुद्ध हवा का बहना
- फूलों का खिलना
- सूरज की किरणें

- इस कार्य को स्कैपबुक पर कलात्मक रूप से कीजिए।
- विषयों से संबंधित जानकारी अपने परिवारजनों के साथ विचार- विमर्श करके उन्हें अपने शब्दों में लिखिए।

पुनरावृत्ति कार्य

पाठ से संबंधित-

- पाठ 1 प्रकृति का संदेश
- पाठ-2 बुद्धि की जीत
- पाठ-3 रज्जी का शौक

व्याकरण से संबंधित-

- भाषा, लिपि तथा व्याकरण
- संज्ञा भेदों सहित
- लिंग

नोट-

उपर्युक्त कार्य की पुनरावृत्ति ।

THANK YOU

ENJOY YOUR HOLIDAYS