

**Delhi Public School Jammu**  
**Session 2023-2024**



**Class : I**

**FUN IN HOLIDAYS**



**Subjects:-**

- 1) Environmental and Arithmetical Concepts**
- 2) Language, Communication and Literacy Skills**
- 3) Computer      4) General knowledge**
- 5) Art & Craft**





**Dear Children,**

**The long awaited summer vacation is here. Summer is a time to relax, be productive and get ahead. As important as it is to rest and enjoy, it is also important to continue to learn. Strike a balance between work and play and allow yourself to grow .**

**Along with enjoying and relaxing make this summer a time to learn new things and exploring the opportunities available.**

**To enhance your learning, we have planned enjoyable activities to keep your skills sharp and concepts clear. Use your energy and give a vent to your creativity.**

- **Spend quality time with your family.**
- **Help in household chores like watering the plants, laying the table, filling water bottles, serving the food etc.**
- **Ensure that you follow some time schedule like bedtime, study time, play time etc.**
- **Adopt healthy lifestyle like eating good nutritious food .**
- **Doing exercise everyday and taking care of personal hygiene.**

**It will surely enhance your learning. Relax, enjoy and have lots of fun.**

**Headmistress**

**DPS Jammu**

**Principal**

**DPS Jammu**


























# All About Myself

1. My name is \_\_\_\_\_
2. I am a \_\_\_\_\_ (boy / girl).
3. I am \_\_\_\_\_ years old.
4. I live in \_\_\_\_\_
5. I study in class \_\_\_\_\_
6. My mother's name is \_\_\_\_\_
7. My father's name is \_\_\_\_\_
8. My school name is \_\_\_\_\_
9. I love to eat \_\_\_\_\_
10. My best friend is \_\_\_\_\_
11. My favourite fruit is \_\_\_\_\_
12. My favourite vegetable is \_\_\_\_\_





## GOING TO THE MARKET

Today, I go to a market with my  \_\_\_\_\_. We buy   
\_\_\_\_\_ and  \_\_\_\_\_. First, we go to the   
\_\_\_\_\_ stall. We buy  \_\_\_\_\_,  \_\_\_\_\_,  
 \_\_\_\_\_,  \_\_\_\_\_, and   
\_\_\_\_\_. After that, we go to  \_\_\_\_\_ stall. Mom  
buys  \_\_\_\_\_,  \_\_\_\_\_,  \_\_\_\_\_,  
 \_\_\_\_\_, and  \_\_\_\_\_. Next, we buy  
many kinds of snacks such as  \_\_\_\_\_,   
\_\_\_\_\_,  \_\_\_\_\_,  \_\_\_\_\_, and   
\_\_\_\_\_. We also buy  \_\_\_\_\_,  \_\_\_\_\_,  
 \_\_\_\_\_,  \_\_\_\_\_, and  \_\_\_\_\_  
before we go home.



# Project



## Material

Ivory sheet measuring  
15 inch × 13 inch .

Pictures/stickers of  
fruits and vegetables

Glue stick

## Procedure


### Table Mat

Help your child to make a  
colourful and creative table mat  
by pasting pictures of fruits and  
vegetables of his/ her own  
choice on ivory sheet/ chart and  
mention your word's name at  
the back of the table mat and  
also laminate it .

<https://youtu.be/p5AUoSlO3nw>



Write backward counting ( 100-1)





# Comparing numbers



Grade 1



Write the correct symbol in each circle ( $<$ ,  $>$ , or  $=$ ).

Example :

4  3  $\rightarrow$  4  $>$  3



1) 17  14

15) 25  25

9) 30  20

2) 11  12

16) 21  22

10) 22  24

3) 14  15

17) 17  14

11) 10  11

4) 20  19

18) 25  23

12) 18  28

5) 27  25

19) 30  30

13) 13  14

6) 29  29

20) 8  14

14) 24  26

7) 23  19

8) 25  26



name: \_\_\_\_\_



## Ascending Order

12 15 17 18 20

<input type="text"/>	<input type="text"/>	<input type="text"/>	<input type="text"/>	<input type="text"/>
----------------------	----------------------	----------------------	----------------------	----------------------

## Descending Order

13 16 11 19 14

<input type="text"/>	<input type="text"/>	<input type="text"/>	<input type="text"/>	<input type="text"/>
----------------------	----------------------	----------------------	----------------------	----------------------

11 15 16 19 12

<input type="text"/>	<input type="text"/>	<input type="text"/>	<input type="text"/>	<input type="text"/>
----------------------	----------------------	----------------------	----------------------	----------------------

20 18 14 13 17

<input type="text"/>	<input type="text"/>	<input type="text"/>	<input type="text"/>	<input type="text"/>
----------------------	----------------------	----------------------	----------------------	----------------------

13 19 20 16 14

<input type="text"/>	<input type="text"/>	<input type="text"/>	<input type="text"/>	<input type="text"/>
----------------------	----------------------	----------------------	----------------------	----------------------

12 11 15 17 18

<input type="text"/>	<input type="text"/>	<input type="text"/>	<input type="text"/>	<input type="text"/>
----------------------	----------------------	----------------------	----------------------	----------------------

14 15 17 12 11

<input type="text"/>	<input type="text"/>	<input type="text"/>	<input type="text"/>	<input type="text"/>
----------------------	----------------------	----------------------	----------------------	----------------------

19 20 16 13 18

<input type="text"/>	<input type="text"/>	<input type="text"/>	<input type="text"/>	<input type="text"/>
----------------------	----------------------	----------------------	----------------------	----------------------



**A) Read the comprehension passage and choose the correct answer.**


## The Cow

I see a cow.

The cow is big.

The cow is brown.

The cow likes to eat hay.



## Questions

1. I see a \_\_\_\_\_.

a. cow

b. dog

c. cat

2. The cow likes \_\_\_\_\_.

a. apples

b. to eat hay

c. to jump

3. The cow is \_\_\_\_\_.











a. big and black

b. big and brown

c. little and white



## B) Use This/That/These/Those:

1. \_\_\_\_\_ (This/ That) is a cup. → 
2. \_\_\_\_\_ (These/ Those) are flowers. → 
3. \_\_\_\_\_ (This/ That) is an apple. → 
4. \_\_\_\_\_ (These/ Those) are balls. → 
5. \_\_\_\_\_ (This/ That) is tomato. → 
6. \_\_\_\_\_ (This/ That) is a book. → 
7. \_\_\_\_\_ (These/ Those) are chairs. → 
8. \_\_\_\_\_ (These/ Those) are pencils. → 
9. \_\_\_\_\_ (This/ That) is a bicycle. → 
10. \_\_\_\_\_ (This/ That) is a bag. → 



## C) Fill in the blanks using a/ an :

a

an

1.		There is _____ orange.
2.		There is _____ kiwi on the table.
3.		We need _____ peach.
4.		I want _____ egg.
5.		There is _____ pear in the fridge.
6.		Greg has got _____ octopus.
7.		I had _____ pineapple.
8.		Let's buy _____ ice-cream.
9.		There is _____ apple in the bag.
10.		There is _____ onion in the basket.
11.		I need _____ carrot.
12.		I have got _____ pancake.

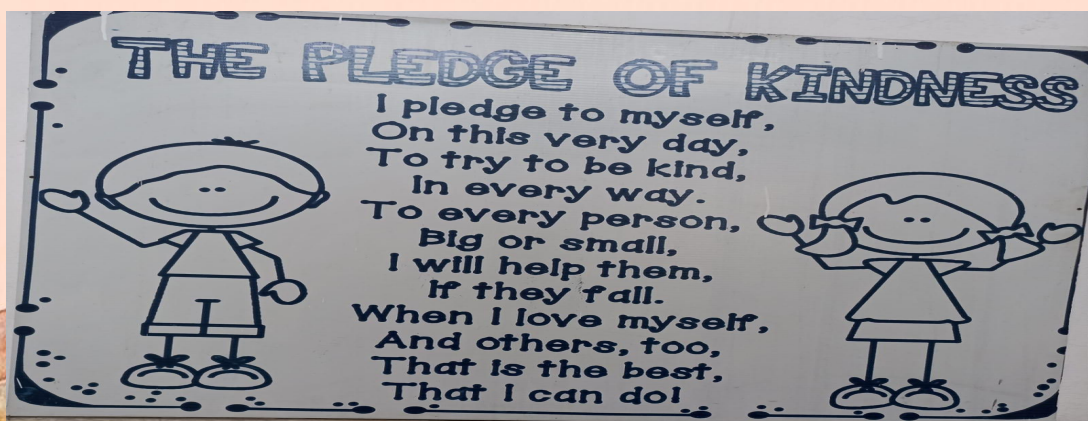


## Activity

1) Take a half chart paper divide it into two parts. Paste or draw the shape of a pot on each part. Name one pot as **A** and the other pot as **An**. Make cutouts of flowers and paste pictures of words starting with vowels as well as consonants on them. With the help of ice cream sticks or straws paste these flowers according to their respective pots. Decorate the pots with the waste material available at home.

## Instructions

- To enhance your reading skill try to read interesting short stories. Learn two new words everyday write it in your class notebook & also make sentence of those new words.
- Revise all the work and concepts done so far.
- Do page 17 and 18 of 'Ready For Life' Value Education book.
- Learn this pledge daily.





### अपठित गद्यांश

रविवार का दिन है। अखिल ,निशा और काजल घर पर हैं। अखिल किताब पढ़ रहा है। वह किताब से हिरन का चित्र बना रहा है। निशा ने हलवा बनाया, फिर दस मिनट बाद वह मामा के घर गए। मामा बाजार से नारियल व किशमिश लाया। सब पिकनिक पर गए। मामा ने गिटार बजाया और गाना गाया ।शाम को सब घर वापस आ गए।

ऊपर दिए गए गद्यांश को दो बार ध्यान से पढ़ें और नीचे दिए गए प्रश्नों के उत्तर दें:-

प्र1 अखिल क्या पढ़ रहा है ?

ऊ \_\_\_\_\_।

प्र2. नारियल व किशमिश कौन लाया ?

ऊ \_\_\_\_\_।

खाली स्थान भरें:-

1. मामा ने \_\_\_\_\_ बजाया।
2. निशा ने \_\_\_\_\_ बनाया।

सही या गलत:-

1. वह किताब से हिरन का चित्र बना रहा है। ( )
2. सब मामा के घर गए। ( )



सही शब्द चुनिए :

कि

ली

दी

ती

ड़ि

मि

रि

वि

टी



चि  या



तित



बा  श



धर



सान



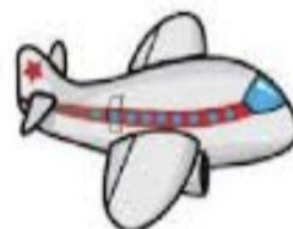
न



ठाई



सी



मान



## वाक्य बनाएं:-

- 1) शरबत - \_\_\_\_\_।
- 2) कटहल- \_\_\_\_\_।
- 3) पनघट- \_\_\_\_\_।
- 4) टमटम- \_\_\_\_\_।
- 5) महल- \_\_\_\_\_।
- 6) गाजर- \_\_\_\_\_।
- 7) बादल- \_\_\_\_\_।
- 8) अखबार- \_\_\_\_\_।
- 9) पाठशाला - \_\_\_\_\_।
- 10) गिटार - \_\_\_\_\_।
- 11) मिठाई- \_\_\_\_\_।
- 12) साइकिल - \_\_\_\_\_।
- 13) चिड़िया - \_\_\_\_\_।
- 14) डाकिया - \_\_\_\_\_।



### निर्देश :-

- 1) हिंदी पाठ्यक्रम में अब तक करवाए गए कार्य को दोहराएं।
- 2) प्रतिदिन एक पृष्ठ सुलेख लिखें।
- 3) प्रतिदिन पुस्तक का एक पृष्ठ पढ़ने का अभ्यास करें।





# Computer

Identify the different parts of the computer.  
Write the names in the blank boxes :



## HELP BOX

CPU • Mouse • Printer • Monitor • Keyboard



# General knowledge

## A. Match the animals and their babies



Cat




Dog



Hen



Sheep



Horse




Puppy



Lamb



Kitten



Foal



Chick



# Kahoot Quiz

**1) Environmental and Arithmetical  
concept**

**EVS**

[https://kahoot.it/challenge/08888589?challenge-id=d17f6cfb-eb6c-4d04-ada7-969efbc279f1\\_1684902470224](https://kahoot.it/challenge/08888589?challenge-id=d17f6cfb-eb6c-4d04-ada7-969efbc279f1_1684902470224)

**MATHS**

[https://kahoot.it/challenge/08002996?challenge-id=d17f6cfb-eb6c-4d04-ada7-969efbc279f1\\_1685083878497](https://kahoot.it/challenge/08002996?challenge-id=d17f6cfb-eb6c-4d04-ada7-969efbc279f1_1685083878497)

**2) Language Communication and Literacy  
skills**

**ENGLISH**

[https://kahoot.it/challenge/05222801?challenge-id=1d733409-4848-43a7-bd16-b8b16c010eed\\_1684809709686](https://kahoot.it/challenge/05222801?challenge-id=1d733409-4848-43a7-bd16-b8b16c010eed_1684809709686)



## HINDI

[https://kahoot.it/challenge/09251770?challenge-id=d17f6cfb-eb6c-4d04-ada7-969efbc279f1\\_1684916810836](https://kahoot.it/challenge/09251770?challenge-id=d17f6cfb-eb6c-4d04-ada7-969efbc279f1_1684916810836)

### 3) Computer

[https://kahoot.it/challenge/0651237?challenge-id=d17f6cfb-eb6c-4d04-ada7-969efbc279f1\\_1685178572850](https://kahoot.it/challenge/0651237?challenge-id=d17f6cfb-eb6c-4d04-ada7-969efbc279f1_1685178572850)

### 4) General Knowledge

[https://kahoot.it/challenge/05176832?challenge-id=d17f6cfb-eb6c-4d04-ada7-969efbc279f1\\_1684469111952](https://kahoot.it/challenge/05176832?challenge-id=d17f6cfb-eb6c-4d04-ada7-969efbc279f1_1684469111952)





## Art & Craft

### 1)Project with Egg Carton:-

#### Material Required:-

1. Egg carton
2. Fevicol tube
3. One or two poster colour

<https://youtu.be/fU6uppYsyMQ>

Dear parents

kindly take print out of all the sheets and  
help your ward to complete

holidays homework under your able  
guidance. Send it to your respective class  
teacher after vacations.

