



Delhi Public School Jammu

Session 2024-2025

Class - I

FUN IN HOLIDAYS

Subjects :

- 1) Language, Communication and Literacy skills
- 2) Environmental and Arithmetical concepts
- 3) General knowledge
- 4) Computer



“ Summer Vacation are starting today.

All the kids are ready to play.

Learning through play is the best way.

Children shout Hip Hip Hurray”

“Learning is a treasure that will follow its owner everywhere”

Dear Parents

As the holiday season approaches, we wish you all a joyful and restful break. While this time is perfect for fun and relaxation, it is also a wonderful opportunity for our young learners to explore, discover and be productive. To ensure our little ones continue to thrive both academically and creatively during summer months, we have prepared some engaging and enjoyable activities for them. Our goal is to integrate learning with summer experiences, reinforcing the skills they have developed while encouraging curiosity and creativity. The activities are varied and cover all the key areas. We recommend setting aside a regular time each day for your child to work on these activities. Read them simple stories, encourage them to draw, colour and make simple craft. To enhance their life skills, involve them in simple household chores like watering plants, arranging toys or helping in the kitchen. This will make them responsible and boost their self-esteem. Encourage them to work at their own pace and provide support when needed. Keeping them engaged in creative activities will also reduce their screen time.

We wish you an enjoyable and fun-packed summer break! Remember to keep a bowl of water for your thirsty little friends.

Academic Coordinator

Read the comprehension passage and choose the correct answer.

The Big Tree



There is a big tree in my yard. It is very tall and green. Birds live on the tree. I see them fly. I like to sit under the tree.

1) Where is the big tree? _____.

2) Who lives on the tree? _____.

3) Who likes to sit under the tree?

_____.

Write A/An



orange



frog



dog

cat

ice cream

shoe



goat

umbrella



bed

elephant




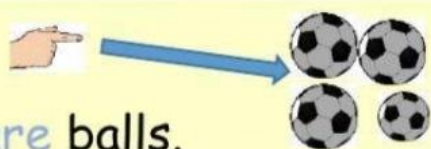
fish

apple











spider

duck



Singular	plural
<p>This </p> <p>This is my bag</p>	<p>These </p> <p>These are books.</p>
<p>That </p> <p>That is my pencil.</p>	<p>Those </p> <p>Those are balls.</p>

Choose the right word:

- 1- is my brother. 
- 2- is my teacher 
- 3- is a blue pen. 
- 4- cat is brown. 
- 5- are my friends. 
- 6- are chairs, 
- 7- are apples 
- 8- is a duck. 
- 9- is a goat. 
- 10- fish is happy. 

Picture Description

Look at the picture and write few lines on it.



**Help box - garden,trees,flowers,grass,birds,
butterflies,bees**

.....

.....

.....

.....

Instructions

To enhance your child's reading skill try to read interesting short stories. Learn two new words everyday, write it in notebook & also make sentences using these new words .

Revise all the work and concepts done so far.



अपठित गद्यांश

सीमा टमटम पर चढ़कर बाजार गई। वह आम, अनार, खीरा और गाजर लाई। फिर घर वापिस आई। खीरा काट कर खाया और किताब पढ़ी। अचानक आकाश पर बादल छा गए। सीमा छतरी निकाल कर लाई।

क) प्रश्न- उत्तर

प्र 1) सीमा बाजार से क्या लाई?

उ०) _____।

ख) खाली स्थान भरें।

1) _____ काट कर खाया। 2) सीमा _____ निकाल कर लाई।

(ग) सही या गलत

1. सीमा बस पर चढ़कर बाजार गई। ()

2. आकाश पर बादल छा गए। ()

निम्नलिखित शब्दों के वाक्य बनाएं।

गिलास - _____

इमली - _____

किताब - _____

गिलहरी - _____

तकिया- _____

दिवाली - _____

मिठाई- _____

कहानी- _____


पपीता- _____

दीवार - _____

छतरी- _____

वर्ग पहली में अ/ आ/ इ/ ई की मात्रा से दिये चित्र देखकर

उनके नाम ढूँढो।




न	ल	म	छ	ली
ग	सी	क	म	ल
आ	म	ना	का	प
दी	प	क	स	ह
ला	ल	गी	छा	ता
प	पी	ता	ही	ली
ड़ि	प	गी	नी	ला


निर्देश


- 1) हिंदी पाठ्यक्रम में अब तक करवाए गए कार्य को दोहराएं।
- 2) प्रतिदिन एक पृष्ठ सुलेख लिखें।
- 3) प्रतिदिन पुस्तक का एक पृष्ठ पढ़ने का अभ्यास करें।
- 4) प्रतिदिन दो नए शब्द सीखें व उनका वाक्य में प्रयोग करें।





Compare the Numbers and Choose the Correct Symbol.



a. 25 42



f. 83 83



b. 33 12



g. 54 72



c. 34 34


h. 78 62


d. 23 44


i. 5 40


e. 55 62


j. 47 74

Write the Number Names .

22 : _____

45: _____

36: _____

14: _____

19: _____

54: _____

27: _____

33: _____

52: _____

9: _____

Unscramble the Number Names .

ENTWTY: _____

VENTSEEN: _____

LEVENE: _____

IRTTYH-TREEH: _____

LEWTVE: _____

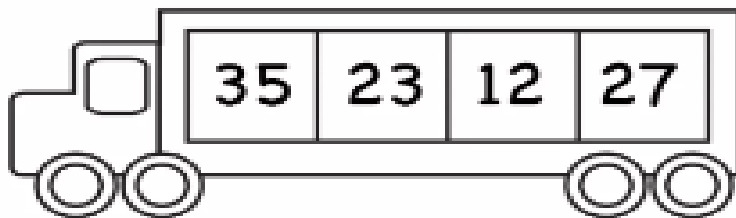
ORYFT-GHTIE: _____

IXTYS: _____

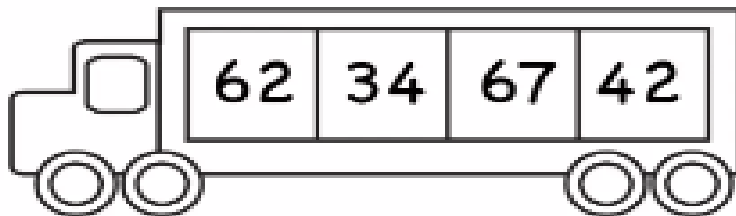
NETEURFO: _____

Ascending Order

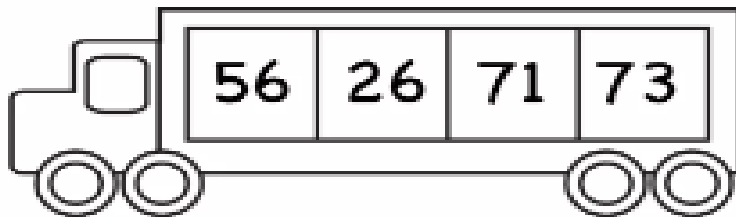
Write the numbers in order from least to greatest.



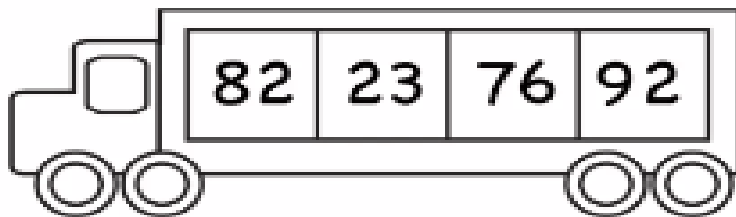
--	--	--	--



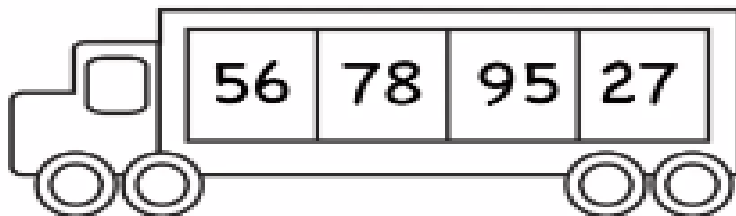
--	--	--	--



--	--	--	--



--	--	--	--



--	--	--	--

Descending Order

43	19	93	20	13	36

44	47	45	49	48	46

93	29	32	23	92	39

25	15	7	70	75	10

❖ **Revise all the concepts done so far.**



All About Me



My first name is _____
My last name is _____



My birthday is on:

I am a: girl
boy

I am _____ years old.



My mummy's name is _____
My daddy's name is _____

I live _____



My favourite hobbies
are

The name of my school is _____



My favorite color is _____


My favorite food is _____


Write sentences using LIKE/DON'T LIKE.



I LIKE MILK.


Blank writing lines for the 'I LIKE MILK.' section.

I DON'T LIKE COFFEE.

Blank writing lines for the 'I DON'T LIKE COFFEE.' section.

<https://whatistheurl.com>

Fruits Word Search Puzle



orange

banana

apple

grapes

strawberry

kiwi

papaya

guava

mango

pear

❖ **Revise all the work done so far.**

Activity



Pen Organiser

Material required




- ★ Papers
- ★ Straw for rolling the paper
- ★ Glue stick
- ★ Cardboard
- ★ Poster colours and decorative material

https://youtu.be/jPmpJm_GCo4?si=sKTvW2iDNh8bVrcH

Kindly click the link for procedure & help your child to make it under your able guidance & supervision.

General Knowledge

Look at the pictures and identify **HEALTHY** Food as (H) and **JUNK** Food as (J)



Activity

Environmental Day(5thJune)

Animal Mask Making

Kindly click the link for procedure & help your child to make it under your able guidance & supervision.

<https://youtube.com/watch?v=jBsfcQwJDsQ&feature=shared>



Computer

A. Paste the pictures in your scrapbook showing different places where computers are used.

B. Kindly help your child to watch these videos for the better understanding.

Links of the same are given below:-

Video on different places where computers are used.

<https://youtu.be/X1Gf4xJkg34?feature=shared>

Video on different parts of computer and its uses:

https://youtu.be/t4nsaW-n1XE?si=78dCnOtngHy_NDNO

KAHOOT QUIZ

a)English

https://kahoot.it/challenge/09771798?challenge-id=d17f6cfb-eb6c-4d04-ada7-969efbc279f1_1715670329244

b)Hindi

https://kahoot.it/challenge/0403782?challenge-id=d17f6cfb-eb6c-4d04-ada7-969efbc279f1_1715676945560

c) Maths

https://kahoot.it/challenge/0599724?challenge-id=d17f6cfb-eb6c-4d04-ada7-969efbc279f1_1715748366366

d) EVS

https://kahoot.it/challenge/02973877?challenge-id=d17f6cfb-eb6c-4d04-ada7-969efbc279f1_1715673868139

e) General knowledge

https://kahoot.it/challenge/07916872?challenge-id=d17f6cfb-eb6c-4d04-ada7-969efbc279f1_1716957258075

Fine motor & Gross motor skills

Kindly watch this link & help your child to perform these activities under your supervision and guidance.

<https://youtu.be/MD86MGSBd8w?si=ZonttfQ2ccqCdoqu>

<https://youtube.com/watch?v=d53f5RhPbDU&feature=share>
[d](#)

