



Delhi Public School Jammu
Session : 2024-2025

Class:-Prep

Fun in Holidays

Subjects :

- 1)Language, Communication and Literacy Skills**
- 2)Environmental and Arithmetical Skills**
- 3)General Knowledge**



***“Summer Vacation are starting today.
All the kids are ready to play.
Learning through play is the best way.
Children shout Hip Hip Hurray”***

“Learning is a treasure that will follow its owner everywhere”

Dear Parents and Students

As the holiday season approaches, we wish you all a joyful and restful break. While this time is perfect for fun and relaxation, it is also a wonderful opportunity for our young learners to explore, discover and be productive. To ensure our little ones continue to thrive both academically and creatively during summer months, we have prepared some engaging and enjoyable activities for them.

Our goal is to integrate learning with summer experiences, reinforcing the skills they have developed while encouraging curiosity and creativity.

The activities are varied and cover all the key areas. We recommend setting aside a regular time each day for your child to work on these activities. Read them simple stories, encourage them to draw, colour and make simple craft. To enhance their life skills, involve them in simple household chores like watering plants, arranging toys or helping in the kitchen. This will make them responsible and boost their self-esteem. Encourage them to work at their own pace and provide support when needed. Keeping them engaged in creative activities will also reduce their screen time.

We wish you an enjoyable and fun-packed summer break! Remember to keep a bowl of water for your thirsty little friends.

Academic Coordinator

***Write backward and fill in the missing numbers.**

The worksheet contains a grid of 17 speckled eggs arranged in five rows. The first row has 5 eggs, the second and third rows have 5 eggs each, the fourth row has 3 eggs, and the fifth row has 2 eggs. The numbers on the eggs are as follows:

		18		
	14			
		8		
5				
2				

To the right of the eggs is a blue dinosaur sitting on a speckled egg, next to a palm tree. The entire scene is framed by a green border with a scalloped top edge.

***Write the number that comes after the given number.**





























***Count and Write.**



*Join each picture to its beginning sound and colour the pictures.

			
	a p n c d h t s k r m e i		
			
			

***Write the small cursive letter of the following capital letters.**

A	—	L	—
C	—	W	—
G	—	E	—
J	—	I	—
K	—	M	—
N	—	Q	—
S	—	R	—
V	—	U	—
Z	—	Y	—

चित्र देखकर निम्न वर्ग पहेली में उनके नाम के पहला अक्षर
ढूँढकर उसमें रंग भरें।



क	ख	ग	घ	ङ	अ	आ	ब
च	छ	ज	झ	ञ	ए	ऐ	ल
ट	ठ	ड	ढ	ण	क	ख	ग
त	थ	द	ध	न	च	छ	ज
प	फ	ब	भ	म	ट	ठ	ड
य	र	ल	व	श	घ	ङ	य
ष	स	ह	क्ष	ज्ञ	झ	ञ	ष



पंक्ति पूरी करें

1.

	र		व	
--	---	--	---	--

2.

	थ		ध	
--	---	--	---	--

3.

ष		ह		त्र
---	--	---	--	-----

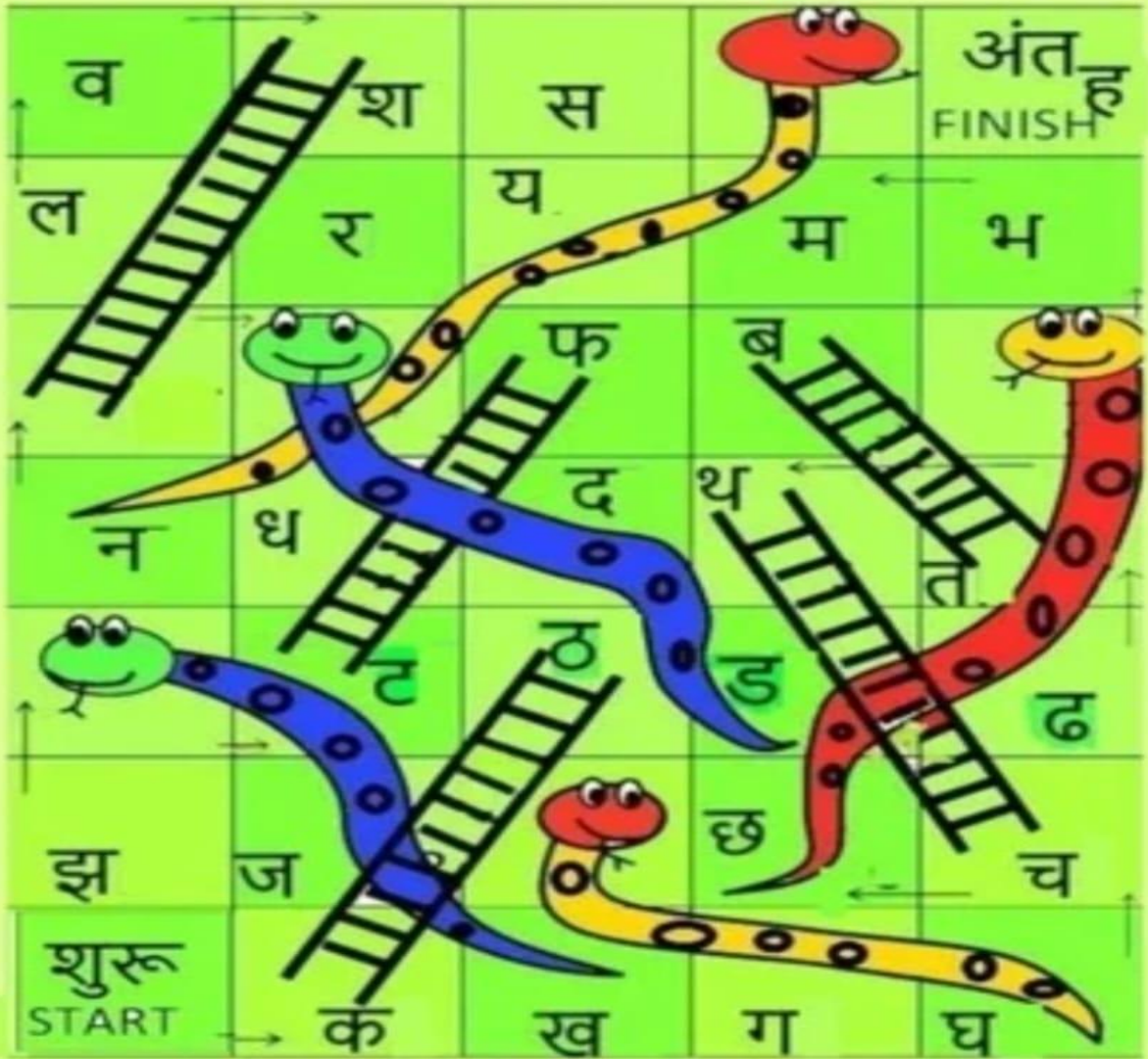
4.

प		ब		
---	--	---	--	--

5.

	छ		झ	
--	---	--	---	--

साँप - सीढ़ी ज्ञान का खेल



साँप सीढ़ी बनाकर इस पर अपना नाम लिखकर
इसे लैमीनेट (Laminate) कराएं।
इसे बच्चे कक्षा में खेलने व टेबल मैटस (Table
Mats) की तरह इस्तेमाल करेंगे।

चित्रों के पहले अक्षर लिखकर दो
अक्षरों वाले नए शब्द बनाएं ।



___ ल



___ ल



___ ल



___ र



___ स



___ क



___ त



___ थ



___ ल



___ स




___ ल



___ न

Find the 5 difference in these pictures.





PUZZLE TIME

Help Patrick to find his way back home.



Let's Create and Enjoy...

PROJECTS

1. HOME DECOR PHOTO FRAMES

A beautiful and highly creative photoframes can be made by using simple popsicle sticks. It will be great fun filled activity for the children. Add some decorative material and use your creativity to enhance its beauty.

Material Required: Popsicle sticks, tape, glue, coloured ribbons, buttons, string & other decorative material.



2. MY ACTIVITY BOOK

Make an activity book about yourself **“All About Me”**. This activity is super fun & memorable book for kids to express themselves (like his/her name, how many letters are there in their name, their favourite colour, favourite food, favourite Animal, I know these letters and numbers etc.) More pages can be added like favourite person, favourite cartoon character and colour of my eyes & so on as per your choice.



Kindly click the link given below & watch the video for more clarity.

<https://pin.it/7BSkmFG0J>

FOR FINE MOTOR & GROSS MOTOR SKILLS

Kindly watch this link & help your child to perform this activity under your able guidance.

<https://www.instagram.com/reel/C6JSIxxgRJT0/?igsh=OWVYyYTNpdmZvczh3>



❖ **LANGUAGE, COMMUNICATION & LITERACY SKILLS (ENGLISH & HINDI)**

https://kahoot.it/challenge/04470502?challenge-id=d17f6cfb-eb6c-4d04-ada7-969efbc279f1_1715848992762

❖ **ENVIRONMENTAL & ARITHMETICAL CONCEPTS (EVS & MATHS)**

https://kahoot.it/challenge/0386159?challenge-id=d17f6cfb-eb6c-4d04-ada7-969efbc279f1_1715756322163



Revise all the concepts done so far.