



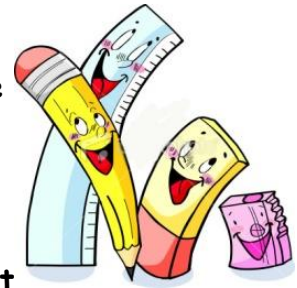
DELHI PUBLIC SCHOOL JAMMU
SESSION-2024-25



CLASS:VII

Dear Students

Summer vacations are synonymous with fun, frolic, getting up late in the morning, going for picnics, spending time with friends, exploring new places, and watching fun filled shows on television. But there is lot more you can do to make your vacations more meaningful, interesting, and fun while still doing your favourite act.....



Here are some suggestions you may like:

- Go out for morning walk and spend time to observe nature.
- Watch your mom working in the kitchen and help her keep the house clean.
- Visit your grandparents, spend time with them.
- Teach them to operate some useful applications in mobile phones.
- Plant a sapling and watch it grow.
- Play any sport with your parents which they played during their school days.
- Devote some time for reading during the summer break. Some suggested books:



Summer vacation is the time when you can be more candid and creative. The Holiday assignments are focused to let the creative and latent talents, skills and desires of the children come to the surface in a joyful and experiential manner.

So dear children, Get... Set... Go... Enjoy doing the activities and ensure timely completion of the given assignments.



Subject-English

Q1. Please click the link below to participate in an ICT activity centered around Phrasal Verbs.

<https://www.gamestolearnenglish.com/phrasal-verbs/>

Q2. Write about any one technological invention that you may see in the future. Write about its use and how it will impact our lives. Also draw sketches of the inventions.

Q3. PIZZA BOX BOOK REVIEW

Responding to what you read is an important skill. Reading about other peoples' experiences and perspectives helps one learn about the world. Reading books, digging into characters, settings and themes helps a person look beyond the prose and explore his imagination.

Given below is a list of books. Choose any one of them. Read the book carefully and write the book review on a Pizza box, wherein each wedge of the pizza pie tells a story.

1. "The Blue Umbrella" by Ruskin Bond
3. "Matilda" by Roald Dahl
4. "The Jungle Book" by Rudyard Kipling
5. "The Adventures of Tintin" series by Hergé
6. "The Panchatantra" by Vishnu Sharma (retold versions suitable for children)
7. "Malgudi Days" by R.K. Narayan (adapted versions for children)

HOW TO DO: Take a pizza box and glue white drawing paper on its top to cover it up, so that you have a white space to write on.

WHAT TO DO: Read the novel carefully and write the Book Review on a Pizza Box in the following manner— The Box Top- Introduce the title of the book/design the cover page.

Inside the Box Top- Write the beginning, middle and end of the story in the form of a short summary. The Pizza- Each slice of the pizza represents the following:

- Characters
- Setting
- My Favourite Event, Scene and Character
- I found the book- Good/Ok/Not my favourite/Excellent Parameters for Assessment: Originality, Creativity and Presentation.

Subject-Hindi

1) भारत देश के किन्हीं तीन राज्यों की जलवायु, प्रमुख भोजन, सरकार और जनसंख्या के बारे में जानकारी एकत्रित करके चित्र सहित प्रस्तुत करें।



2) हिंदी साहित्य के प्रमुख लेखकों की एक सूची बनाएँ और उसमें से अपने किसी एक पसंदीदा लेखक द्वारा लिखित एक किताब पढ़ें। किताब पढ़ कर आपने क्या ज्ञान अर्जित किया , अपने विचार लिख कर प्रकट करें।



Subject: Maths

1. Watch the movie “Ramanujan” on youtube and write about his contribution in the field of mathematics. Also mention the name of theories that he has given to the world of mathematics.

OR

Download and watch the movie “The Man Who know infinity.” Write the 10 things that you liked the most. Write two ideas which inspired you to study mathematics.

2. Google the name of mathematicians who have got Nobel Prize. Write the name of any five mathematicians from the list and also mention the work for they have got the Nobel Prize.

3. Integers seem to follow students as they move through middle school to high school. Especially with adding and subtracting integers, the "rules" are vague, and students really need to develop a conceptual understanding of what's going on when working with these tricky numbers. In this post are a bunch of integer activities that will help foster deeper understanding or integers while also being fun. Recapitulate the concept of integers.

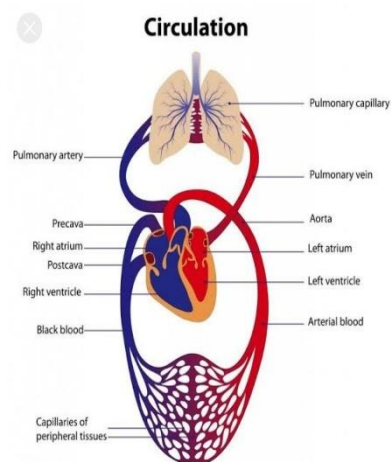
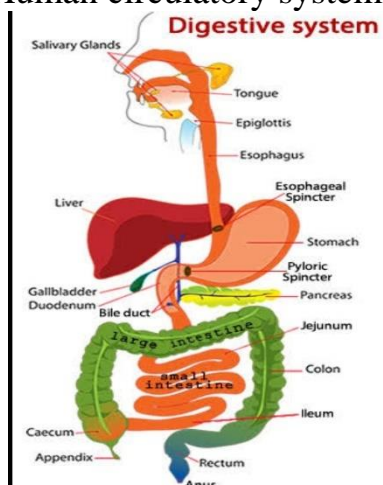
<https://www.teacherspayteachers.com/Product/Adding-Integers-Puzzle-Activities-print-and-digital-7625748>

SUBJECT- SCIENCE

Q1. Draw a neat and labelled diagram of

(i) Human digestive system

(ii) Human circulatory system



For digestive system write in detail the secretion of enzymes by glands and the process of digestion.

For circulatory system write the process of circulation of blood in detail and also how the blood is oxygenated.



(work to be done in scrap book)

Q2. Make an innovative chart explaining about first twenty elements of periodic table, their chemical symbols.

First Twenty Elements				
1 H Hydrogen	2 He Helium	3 Li Lithium	4 Be Beryllium	5 B Boron
6 C Carbon	7 N Nitrogen	8 O Oxygen	9 F Fluorine	10 Ne Neon
11 Na Sodium	12 Mg Magnesium	13 Al Aluminium	14 Si Silicon	15 P Phosphorus
16 S Sulfur	17 Cl Chlorine	18 Ar Argon	19 K Potassium	20 Ca Calcium

Q3. Making a working model based on science (Group Activity)

A science working model involves creating a physical or conceptual representation of a scientific principle or phenomenon.



Subject: Social Science



1. From time immemorial, Indians have believed in “Atithi Devo Bhava” which means the guest is God. It is also the tag line of campaign in India to treat tourists as God and to develop a sense of responsibility towards our guests. As you are a citizen of your nation, you know the importance of your cultural heritage. If a foreign tourist visits you, what would you like to show him/her? You may choose from these options. Places of historical interest, an art exhibition and a local fair. Give reasons for your answer.

Note:- Do it on a scrapbook.

2. Currencies of the World :



We know that to understand the power of a nation, it is very much necessary to study its economy. The very First step in this direction is to know about the currency used there. Let us do a comparative study of currencies of various nations with our country. Prepare a scrap file by pasting the picture of currency used in given countries. Also draw their symbols and show the comparison of their current market value with Indian currency.

The countries to be studied are as follows:

India, Sri Lanka, Japan, Canada, Singapore, Australia, Brazil and Denmark.

Note:- Do it on a scrapbook.

Subject:German

Hallo Studenten,
Wir alle lieben es einkaufen zu gehen.

Ist es nicht?

-Hier ist die Liste der wenigen Einkaufsartikel. Schreiben Sie die Namen auf Deutsch und zeichnen Sie die farbenfrohen Bilder derselben-Einkaufartikel.

Erstellen Sie ein mündliches Video auf Deutsch, in dem Sie über die Kosten jedes Artikels und Ihr gesamtes Einkaufserlebnis erläutern.

Schöne Ferien

(Hello Students,

We all love to go shopping. Isn't it?

Here is the list of few shopping items. Write their names in German and draw or paste the colorful pictures of the same-shopping items.)

1. Swimming costume

2. belt

3. trousers

4. hat

5. tie

6. coat

7. sandals

8.night suit

9.watch

10. sun shades

Also, make a one minute video in German, telling about the cost of each item and your overall shopping experience.

Subject:French

Students have to search new verbs and form 20-25 new sentences in French using the same verbs. Once, they are done with the sentence formations, the students have to click a picture representing the same action. At last, after they are done with both sentence formation and clicking of the picture, they have to paste the picture on a scrap book with the sentence below it representing that action.

Objectives of this activity:-

Vocabulary Expansion

Sentence Formation

Contextual Understanding

Visual Representation

Creativity and Expression Integration of Skills

Project Management and Presentation

SUBJECT: URDU اُردو

تصویروں کا نام اعراب (زیر، زیر، پیش، مد، تشدید اور ہمزہ) کے ساتھ لکھئے 1



ب	س	د	تا	گا
چ	ل	و	ھ	ٹ
ڑ	پ	و	ا	ب
ی	ڑ	کا	ل	کا
ا	س	ب	ی	ا

3- دس جانوروں کے نام لکھیے۔

Note: - Make a one minute video while doing your activity.

Subject: Sanskrit

*" स्वच्छं भारतं अभियाने पूर्ण सहयोगं करिष्यामः" एतत् प्रतिज्ञा गृहीत्वा छात्राः केन प्रकारेण सहयोगः दास्यन्ति एतत् विषये संबंधित चित्राणि अपि स्थायतु
("स्वच्छं भारतं अभियाने पूर्ण सहयोगं करिष्यामः" यह शपथ लेते हुए विद्यार्थी किस प्रकार से सहयोग देंगे इस से संबंधित चित्र चिपकाएं ।)

* कर्ता के अनुसार उचित क्रियापद वर्ग-पहेली में से छांटकर लिखिए ।

- i) ते अभवन्।
- ii) तौ.....।
- iii) मंडूकः..... ।
- iv) शशकःतीव्रम् ।
- v) छात्राः..... ।
- vi) वृक्षः..... ।
- vii) पुष्पे।
- viii) अहम्।
- ix) त्वं।
- x) महिला.....।
- xi) भक्ताःईश्वरं.....।
- xii) वयंकार्यं.....।

अ	प	ठ	ता	म्	आ
भ	अ	व	स	त्	स
व	धा	अ	क्री	ड	न्
न्	व	सा	मि	अ	स्ति
स्	त्	क	रो	षि	स
तः	कु	र्मः	न	म	न्ति

ध्ययेः/उद्देश्य :-

अस्य क्रियाकलापस्य निम्नोद्देश्यम् अस्ति –* छात्राः स्मरणशक्त्या सदुपयोगं कर्तुम् समर्थाः भवन्तु ।*
अध्ययनशीलाः भवन्तु।निर्देशाः -

* एतत् कार्यं कुर्वन् वदन् च एकं विडियो कृत्वा स्वस्य शिक्षकाय प्रेषयन्तु।

*अस्मिन् whatsapp नम्बरे प्रेषयन्तु-(B- 7006311978)(A-7006733423)

SUBJECT: COMPUTER

What you choose to share on social media is always your decision, but what others choose to do with your information may not always be in your control. So, consider some personal safety precautions with social media safety tips.

Social Media Safety:-

- Explore the potential risks associated with using social media platforms.
- Identify common privacy settings and security features available on popular social media platforms (e.g., Facebook, Instagram, Snapchat).
- Develop a set of guidelines for using social media safely, including tips for protecting personal information, recognizing cyber bullying, and reporting suspicious activity in MS word and share printouts of the same with respective teacher.