



DELHI PUBLIC SCHOOL JAMMU

HOLIDAY HOMEWORK

SESSION- 2025-26

CLASS-VIII



"Vacation is not a break from learning, it's a chance to explore the world beyond textbooks."

DELHI PUBLIC SCHOOL JAMMU
SESSION-2025-26
HOLIDAYS HOMEWORK

Class: VIII

Subject: English

1. Creative Writing

Imagine you discover a magical door in your backyard. What lies on the other side? Describe your adventure.

Use a following Prompts for your reference

- Describe the place
- Magical place
- Found a map
- Hidden Treasure
- The people you meet
- Fantastic and thrilling experience

Note: Write this creative writing in your English notebook.

2. Read any story book of your choice.

Subject: Hindi

प्रिय विद्यार्थियों,

ग्रीष्मावकाश आपके लिए विश्राम एवं रचनात्मक गतिविधियों का अवसर है। नीचे दिए गए कार्यों को ध्यानपूर्वक पूरा करें और अवकाश के बाद विद् यालय में प्रस्तुत करें।



प्र०1) एकीकृत गृहकार्य (गणित):

अपने घर के नज़दीक के किसी बैंक में जाकर धन को जमा करवाने तथा निकालने की विधि के बारे में जानकारी एकत्र कर चित्र सहित विवरण 100-150 शब्दों में प्रस्तुत कीजिए। जिस बैंक में आपने जाकर जानकारी ली, वहाँ यदि आप ₹ 1,00,000 की राशि एक वर्ष के लिए जमा करते हैं, तो उस बैंक द्वारा दी जा रही वार्षिक ब्याज दर के अनुसार आपको एक वर्ष में कितना ब्याज प्राप्त होगा? उसकी गणना करें।

प्र०2) " हिंदी समाचार प्रस्तुति "

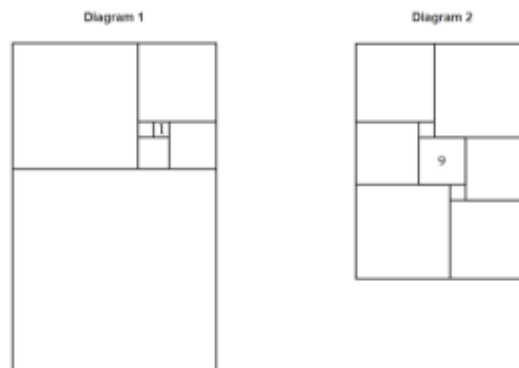
- आप प्रतिदिन हिंदी का समाचार पत्र पढ़ें और 10 दिन तक के प्रमुख समाचारों को तिथि सहित संक्षिप्त रूप में लिखें।
- ' हिंदी न्यूज़ रिपोर्टर ' बनकर समाचारों की भाषा, शैली और प्रस्तुति के ढंग का अवलोकन करें तथा मुख्य विषयों पर अपने परिवार के बड़ों से चर्चा करें।

नोट :-

- कार्य को स्वच्छ और रचनात्मक ढंग से प्रस्तुत करें।
- सभी कार्यों को A4 शीट पर अथवा प्रोजेक्ट फाइल में करेंगे।
- कार्य सुंदर लेखन, सृजनात्मकता और जानकारी की पूर्णता के आधार पर मूल्यांकित किया जाएगा।

Subject: Maths

1. Each shape in the diagrams given is a square with an integer side length. The number in the middle of a square represents the area of that square. Determine the area of all of the other squares in the diagrams.



2. 153 is an example of a 3-digit **Narcissistic number**. A 3-digit Narcissistic number has the property that the sum of the cubes of the 3 digits in the number is equal to the number itself. For 153, we verify that

$$\begin{aligned} 153 &= 1^3 + 5^3 + 3^3 \\ &= 1 + 125 + 27 \\ &= 153 \end{aligned}$$

- a. Which of the following numbers are also 3-digit Narcissistic numbers?

- i. 124
- ii. 371
- iii. 370
- iv. 407

- b. What property would a 4-digit Narcissistic number have?

3. **Lagrange's four-square theorem** states that every positive integer can be written as the sum of four or fewer square numbers. For instance, $23 = 3^2 + 3^2 + 2^2 + 1^2$ and $30 = 5^2 + 2^2 + 1^2$.

Write each of the following integers as the sum of four or fewer square numbers.

- a. 1515
- b. 2424
- c. 3333
- d. any 3-digit, positive integer of your choosing






























4. The following solutions may have a mistake. If you find a mistake, correct the solution.

a. $\left(-\frac{28}{25}\right) = -1\frac{3}{25} = -1.3$

b. $\left(-\frac{16}{6}\right) = -2\frac{4}{6} = -2\frac{2}{3} = -2.\bar{6}$

c. $\left(-\frac{51}{12}\right) = -4\frac{4}{12} = -4\frac{1}{3} = -4.\bar{3}$

5. **SYMBOLS TO NUMBERS:** Here, you are given two representations, where symbols have been used. Each symbol represents a numeric value. Find the value of each symbol.

 +  +  = 15	 +  = 8	 =
 +  +  = 13	 +  = 4	 =
 +  +  = 15	 +  = 12	 =
 +  +  =	 +  =	 =
 +  +  =	 +  =	

Interactive **GeoGebra** links (Click on the given links on laptop for better understanding of the concepts)

- a. [Explore 1](#)
- b. [Explore 2](#)
- c. [Explore 3](#)
- d. [Explore 4](#)

Mathematics Portfolio Instructions:

Complete all the assigned questions on practical sheets/craft sheets to create a

comprehensive and well-organized Maths portfolio. Ensure clarity, accuracy, and neatness in your work. Illustrations, explanations, and step-by-step solutions are appreciated to enhance understanding.

SUBJECT: SCIENCE

Q1. “My Mini Periodic Table”: Familiarize yourself with the first twenty elements of the periodic table. Prepare a table that includes the name of element, symbol, atomic number, valency, electronic configuration, and valence electrons of each element on a scrapbook. Draw electronic configuration of each element on the scrap book with the help of thread, wool, beads,

pulses etc. Also, Create a comic strip or short story (5–6 lines) where atoms “talk” about their electronic configurations. **Example: “Hi, I’m Oxygen. I need 2 more electrons to be stable!”**

HYDROGEN Z=1 A=1 EC=1	HELIUM Z=2 A=4 EC=2	LITHIUM Z=3 A=7 EC=3	BERYLLIUM Z=4 A=9 EC=4	BORON Z=5 A=11 EC=5
CARBON Z=6 A=12 EC=6	NITROGEN Z=7 A=14 EC=7	OXYGEN Z=8 A=16 EC=8	FLUORINE Z=9 A=19 EC=9	
NEON Z=10 A=20 EC=10	SODIUM Z=11 A=23 EC=11	MAGNESIUM Z=12 A=24 EC=12	ALUMINIUM Z=13 A=27 EC=13	
SILICON Z=14 A=28 EC=14	PHOSPHORUS Z=15 A=31 EC=15	SULPHUR Z=16 A=32 EC=16	CHLORINE Z=17 A=35 EC=17	
ARGON Z=18 A=40 EC=18	POTASSIUM Z=19 A=39 EC=19	CALCIUM Z=20 A=40 EC=20		

2. Participate in the INSPIRE Awards- Manak Scheme 2025:

Observe your surroundings (home, school, village, city) and identify a real-life problem that people face. Think of an Innovative Solution. Come up with a new idea or a simple innovation that could solve the problem.

Make sure the idea is original, useful, and practical. Prepare a Write-up (100–150 words) of the problem and your proposed solution or innovation on assignment sheets and submit in a file.

Tips for Students:

Be original. Do not copy from internet/books.

Take inspiration from daily life – water saving, pollution, farming, transport, energy etc.

Selection of ideas should be based on novelty, social applicability, environment friendliness, user-friendliness and should have comparative advantage over existing similar technologies.

Note: Please note that best five entries will be entitled to get enrolled from school for INSPIRE (Innovation in Science Pursuit for Inspired Research) Award scheme which is one of the flagship programmes of Department of Science & Technology (DST), Government of India.

Subject: Social Science

1. My Dream Constitution Page

Design your own one-page constitution for an imaginary country. Include

1. Country Identity


- Name of the Country
- Design a Flag
- Choose a National Symbol

2. List 5 Rights (as Citizens)

Include rights that promote science, sustainability, and fairness:

3. List 5 Duties (as Citizens)

Include duties that encourage scientific thinking and civic responsibility.



3. **“My Trailblazer’s Portfolio” (History and Science integrated):** Prepare a scrapbook report on five eminent Indian scientists whose groundbreaking scientific contributions not only advanced their respective fields but also played a significant role in India’s historical and national development.

1. Name of the Scientist
2. Photograph (printed or drawn)
3. Date of Birth & Place of Birth
4. Field of Scientific Work / Specialization
5. Short Biography (childhood, education, and career)
6. Key Scientific Contributions
7. Year(s) of Contribution and Scientific Achievements
8. Famous Quote or Personal Belief
9. Fun Fact or Little-known

➤ **Presentation:** Use creative borders, sketches, timelines, and charts to enhance your scrapbook visually.

Subject: Interdisciplinary work (English +AI)

1. "The Power of Persuasion": Creating Advertisements for food products in **Canva App**.

- * **Target Audience Analysis:** Consider who they are trying to reach with their advertisements.
- * **Slogan and Jingle Creation:** Develop catchy and memorable phrases.

Steps to create Advertisement in Canva

Step 1: Go to <https://www.canva.com>. Log in to Canva,

Step 2: Choose a Design Type -select Advertisement.

Step 3: Select a Template.

Step 4: Customize the Advertisement- you can Edit Text, Add Images, Change Colors and font .Also add images or icons.

Step 5: Review and Final Touches

Step 6: Download as PDF/JPEG/PNG and take printout of it

Submit the colored printout of it.



SUBJECT: URDU اُردو

1 دی گئی تصویر کے مطابق ایک کہانی لکھیے اور اس سے کیا سبق ملتا ہے وہ بھی لکھیے



2 "میرا گھر" پر ایک مضمون لکھیے۔ (کم سے کم دس جملے)



Note: Complete all the home work on A4 sized sheet and record a one minute video of yourself while doing the activity.

Subject: German

Klasse: VIII 🎓

Fach: Deutsch

Aufgabe 1: Wortbildung 😊

Bilden Sie mehrere Wörter aus dem Wort "KRICKETWELTMEISTERSCHAFT"! ✂

Beispiel: AUFWIEDERSEHEN -> Auf, Wieder, Sehen, Der, Die, Das, Sehr, Wer, Wen 📝

Finden Sie so viele Wörter wie möglich! 🔍

Aufgabe 2: Reisebroschüre für Jammu 📖

Reisen macht Spaß! ✨ Unsere Chance, neue Orte zu besuchen, neue Leute kennenzulernen und Erinnerungen zu schaffen. 📷

Erstellen Sie eine informative und ansprechende Reisebroschüre für die Stadt Jammu! 📖

Die Broschüre sollte Touristen über die wichtigsten Sehenswürdigkeiten informieren. 📖

Zusätzliche Herausforderung: 📝

Erstellen Sie ein 1-2-minütiges Video über die Stadt Jammu und ihre Sehenswürdigkeiten! 📺

Präsentieren Sie die Stadt und ihre Highlights auf eine interessante und informative Weise.



Reisebroschüre-Inhalt: 📝

- Titelblatt mit einem ansprechenden Bild von Jammu 🏙
 - [Insert picture of Jammu cityscape]
- Übersicht über die Stadt und ihre Geschichte 📖
 - [Insert picture of Jammu's history or culture]
- Liste der wichtigsten Sehenswürdigkeiten (z.B. Tempel, Paläste, Naturschönheiten) 📖
 - [Insert pictures of famous landmarks like Vaishno Devi Temple, Amar Mahal Palace, etc.]
- Kurze Beschreibungen und Bilder der Sehenswürdigkeiten 📷
 - [Insert pictures and descriptions of attractions]
- Praktische Informationen für Touristen (z.B. Anreise, Unterkünfte, Verpflegung) 📖
 - [Insert pictures and information about transportation, accommodations, and food]

Viel Spaß bei der Arbeit! 🎉

Task 1: Word Formation 😊

Form as many words as possible from the word "KRICKETWELTMEISTERSCHAFT"! ✂

Example: AUFWIEDERSEHEN -> Auf, Wieder, Sehen, Der, Die, Das, Sehr, Wer, Wen 📝

Find as many words as you can! 🔍

Task 2: Travel Brochure for Jammu 📖

Traveling is fun! ✨ Our chance to visit new places, meet new people, and create memories.



Create an informative and attractive travel brochure for Jammu city! 📖

The brochure should inform tourists about the key attractions. 📖

Additional Challenge: 🖨️

Create a 1-2 minute video about Jammu city and its attractions! 📺

Present the city and its highlights in an interesting and informative way. 🌈


Travel Brochure Content: 📝

- Cover page with an attractive image of Jammu 🏙️
 - [Insert picture of Jammu cityscape]
- Overview of the city and its history 📖
 - [Insert picture of Jammu's history or culture]

कक्षा - आठवीं

विषय - संस्कृत

* स्वकुलस्य दिनचर्यां दृष्ट्वा प्रतिपुरुषं विषये चतुरः-चतुरः वाक्यानि लट्, लोट्, लृट् च लङ् लकारेण रचयत। अपि च स्वकुलस्य सदस्येभ्यः चित्राणि अपि संयोजयत।



उदाहरण :-

- > लट्लकारः - बालकः खादति ।
- > लृट्लकारः - बालकः खादिष्यति।
- > लङ्लकारः - बालकः अखादत् ।
- > लोट्लकारः - बालक खादतु ।

* संस्कृत श्लोकं पाठयित्वा विडियो रेकॉर्डिंगं कुरुत (Recite a Sanskrit shloka and record a video)

उदाहरणः — “शुद्धं मधुरं वद संस्कृतम्” अथवा “गुरुर्ब्रह्मा गुरुर्विष्णुः...”

ध्ययेः/उद्देश्य :-

अस्य क्रियाकलापस्य निम्नोद्देश्यम् अस्ति -

* छात्राः स्मरणशक्त्या सदुपयोगं कर्तुम् समर्थाः भवन्तु ।

* अध्ययनशीलाः भवन्तु।

निर्देशाः -

* एतत् कार्यं कुर्वन् वदन् च एकं विडियो कृत्वा स्वस्य शिक्षकाय प्रेषयन्तु।

* अस्मिन् whatsapp नम्बरे प्रेषयन्तु-

Dr.Seema Sawhney 7006311978

Subject: French Holiday Homework

"Mon Carnet des Verbes ER"

(My ER Verbs Scrapbook)

Objective:

To practice using **regular -ER verbs** in the **present tense** through real-life activities, sentence writing, and creative presentation.

Project Title:

"10 Jours, 10 Verbes – Ma Vie avec les verbes ER !"

(10 Days, 10 Verbs – My Life with ER Verbs!)

Instructions for Students:

1. Choose 10 Different Regular -ER Verbs

(Examples: **manger, jouer, chanter, regarder, parler, marcher, aimer, écouter, étudier, danser**)

You will use **one verb per day**.

2. Create a Page for Each Verb (10 in total):

For each verb:

- Write **2–3 simple sentences in French** using the verb in the **present tense**.

► Example:

- **Verbe : marcher**

Je marche à la maison.

Tu marches dans le jardin.

- **Underline** or **highlight** the ER verb in your sentences.
- **Take a picture** of yourself doing the activity OR **draw a picture**.
- Paste the **picture/drawing** on the page with your French sentences below.
- Optionally, write the **English meaning** below the French sentences for better understanding.

3. Design Your Scrapbook:

- Make a **cover page** with the title, your name, and class.
- Use colors, drawings, stickers, or decorative borders to make it **visually fun**!

□ **Materials Needed:** Notebook or scrapbook, photos/drawings, glue, colors, creativity!

SUBJECT : GENERAL KNOWLEDGE

TASK 1: GK NEWS DIGEST – My Weekly News Journal

 Theme: “Newspaper of the Future”

Task:

Choose 5 current news headlines and predict what might happen next in the future.

Example:

Headline: “India launches AI school initiative”

Prediction: What might schools look like in 2030?

- ◆ Present your work on an A4 sheet designed like a newspaper from the year 2035.
- ◆ Write each prediction in your own words (3–4 sentences per entry).
- ◆ Add a small sketch, cutout, or doodle to make your page creative and eye-catching!