



DELHI PUBLIC SCHOOL JAMMU
HOLIDAY HOMEWORK
SESSION- 2025-26
CLASS-VII



"Vacation is not a break from learning, it's a chance to explore the world beyond textbooks."

DELHI PUBLIC SCHOOL JAMMU
SESSION-2025-26
HOLIDAYS HOMEWORK

Class: VII

Subject: English

Creative writing

Write a short dialogue between two friends who get lost on a camping trip.

Use the following Dialogue prompts for your reference:

Dialogue Prompts:

• **Realization:**

One friend notices they're lost and tells the other.

How do they react? (Panic, calm, excitement?)

• **Observations:**

What do they see around them? (Describe nature, sounds, possible dangers, etc.)

How do they describe their surroundings to each other?

• **Feelings:**

Express fear, hope, courage, or blame.

Do they comfort or argue with each other?

• **Making a Plan:**

What do they decide to do to find their way back? (Climb a tree, follow footprints, look for the river, etc.)

Who takes the lead, and how do they decide?

• **Ending the Dialogue:**

Leave it on a hopeful or suspenseful note.

Maybe they hear a sound or see something that gives them hope (a rescue team, a trail, a campfire smoke).

Note: Write this creative writing in English Notebook.

2. Project Based

Project name- Design a Travel Brochure for a tourist place.

It should include:

- Description of the place
- Must-see attractions
- Food and culture
- Fun activities
- How to get there

Use colourful drawings or printed images.

Note: Do the project on a A4 sheet

3. Make a habit of reading the newspaper daily.



Subject: Hindi

प्रिय विद्यार्थियों,

ग्रीष्मावकाश आपके लिए विश्राम एवं रचनात्मक गतिविधियों का अवसर है। नीचे दिए गए कार्यों को ध्यानपूर्वक पूरा करें और अवकाश के बाद विद्यालय में प्रस्तुत करें।

प्र० 1) एकीकृत गृहकार्य (भूगोल) : हिमालय की नदियाँ - जीवन की धाराएँ
•भारत के नक्शे में हिमालय से निकलने वाली प्रमुख पाँच नदियों को चिह्नित करें।

•इन नदियों की प्रमुख विशेषताएँ (जैसे - उद्गम स्थान, किन-किन राज्यों से होकर बहती हैं, महत्त्व आदि) का संक्षिप्त विवरण लिखें।

सिंधु नदी तंत्र

1. सिंधु नदी
2. झेलम
3. चिनाब
4. रावी
5. व्यास
6. सतलज



गंगा अपवाह तंत्र

www.bhugolnearth.s



प्र० 2) " सिंधु जल संधि " के बारे में जानकारी एकत्र करें। जानें कि यह संधि किन देशों के बीच हुई थी, इसके प्रमुख प्रावधान क्या हैं और इसका हमारे देश के लिए क्या महत्त्व है। इस विषय पर अपने परिवार के बड़ों से चर्चा करें और उनके विचार जानने का प्रयास करें।

नोट :-

- कार्य को स्वच्छ और रचनात्मक ढंग से प्रस्तुत करें।
- सभी कार्यों को A4 शीट पर अथवा प्रोजेक्ट फाइल में करेंगे।
- कार्य सुंदर लेखन, सृजनात्मकता और जानकारी की पूर्णता के आधार पर मूल्यांकित किया जाएगा।

Subject: Maths

1. Reviewing Lines and Angles

* How to do :- Take a political Map of India, draw the following line segments and answer the questions that follows:

✓ Join Srinagar to Thiruvanthpuram and name it AB

✓ Imphal to Gandhinagar and name it CD.

✓ Itanagar to Shimla and name it EF.

✓ Patna to Chennai and name it GH.

Questions:

(i) Which is the shortest line segment?

(ii) Which line segment passes through Arabian Sea?

(iii) Which line segment passes through a country other than India?

(iv) Which line segment passes through the maximum states?

(v) Join the line segments CD and EF and the point of intersection as XY, then name straight angles, acute angles and obtuse angles.

* Where to do: Mathematics Project File

* Parameters: Neatness, Presentation and Accuracy

2. Recreational Puzzle


1. Locate the following mathematical terms in the above grid.

2. Encircle them in the grid. 3. These could be found vertically, horizontally or diagonally.

Words are: Circle, Octagon, Square,

Parallelogram, Star, Hexagon,

Quadrilateral, Triangle, Kite and Rectangle.



Interactive **GeoGebra** links (Click on the given links using laptop for better understanding of the concepts on Fractions, decimals and Integers)

i. [Explore 1](#)

ii. [Explore 2](#)

iii. [Explore 3](#)

Mathematics Portfolio Instructions:

Complete all the assigned questions on practical sheets/craft sheets to create a comprehensive and well-organized Maths portfolio. Ensure clarity, accuracy, and neatness in your work. Illustrations, explanations, and step-by-step solutions are appreciated to enhance understanding.

Subject: Science

Q1. **“Kitchen Chemistry” Activity Booklet:** Create a colorful mini booklet titled “Acids and Bases in My Kitchen” using a scrapbook.

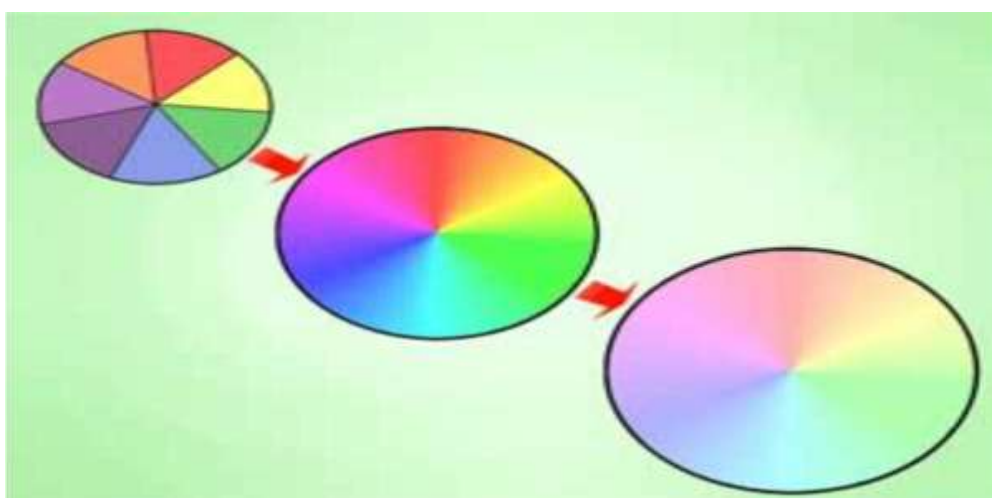
Step 1: Prepare Turmeric Paper Indicator and China Rose Solution indicator at your home. On the scrapbook, write the requirements and procedure of making these indicators. Also, click your pictures while doing the activity and paste on the scrapbook.

Step 2: Spend some time everyday with your mother in the kitchen and help her. Make a table listing 10 common kitchen items and classify them as acidic, basic or neutral using different indicators. Tabulate your data under following heads.

Name of item.	Effect on litmus paper	Effect on turmeric paper	Effect on china rose Solution	Inference (Acidic/Basic/Neutral)

Q2. **“My Homemade Newton’s Disc”:** Create your own Newton’s disc using a circular cardboard disc. Click your pictures while making the disc and paste on the scrapbook. Explain the detailed procedure of making the Newton’s disc. Research and make a report on the following in your scrapbook.

1. Perspective behind Newtons disc.
2. What was Isaac Newton's original motivation for developing the disc, and how did it contribute to our understanding of color?
3. How has the Newton's disc been used in education and scientific demonstrations throughout history?



Q3. **Participate in the INSPIRE Awards- Manak Scheme 2025:**

Observe your surroundings (home, school, village, city) and identify a real-life problem that people face. Think of an Innovative Solution. Come up with a new idea or a simple innovation that could solve the problem.

Make sure the idea is original, useful, and practical. Prepare a Write-up (100–150 words) of the problem and your proposed solution or innovation on assignment sheets and submit in a file.

Tips for Students:

Be original. Do not copy from internet/books.

Take inspiration from daily life – water saving, pollution, farming, transport, energy etc. Selection of ideas should be based on novelty, social applicability, environment friendliness, user-friendliness and should have comparative advantage over existing similar technologies.

Note: Please note that best five entries will be entitled to get enrolled from school for INSPIRE (Innovation in Science Pursuit for Inspired Research) Award scheme which is one of the flagship programmes of Department of Science & Technology (DST), Government of India.

Subject: Social Science

Biography Booklet

Create a mini-booklet or scrapbook (4–6 pages) titled:

“Women Who Lead: Vyomika Singh & Col. Sofiya Qureshi”

Each page should include:

- Introduction to both personalities
- Timeline of their achievements
- Challenges they faced as women in defense
- Contributions to the nation
- Your reflection: “What I learned from their courage.”

Decorate with images, drawings, and quotes!



Subject: Interdisciplinary work (AI and Maths)

❖ Research and Creativity

Design a creative **Infographic poster** using **Canva** or **Ms Word**. Following topics given according to given roll no.

1. Roll No. 1-15 Properties of Integers
2. Roll No. 16-30 Different types of fractions
3. Roll No. 31-45 Vocabulary related to lines and angles

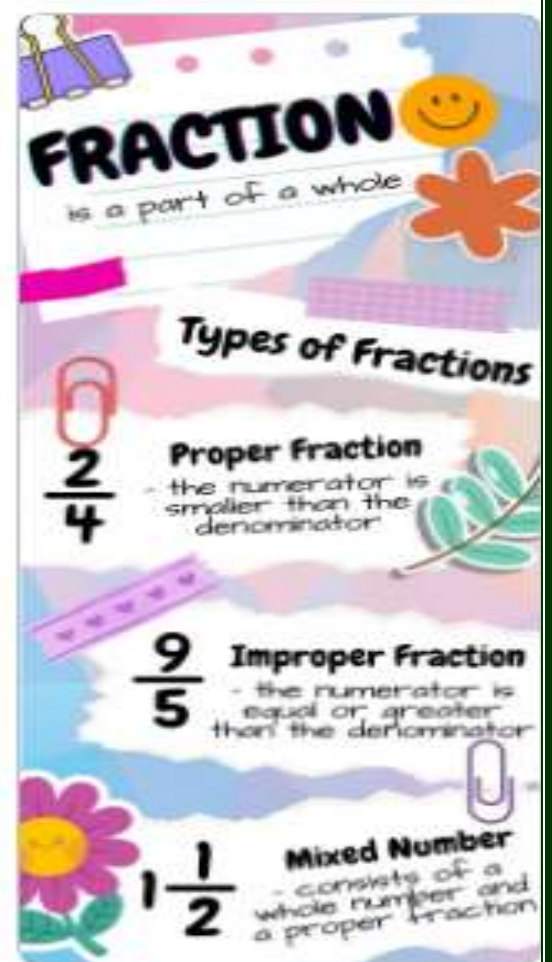
Steps to create poster in Canva:

1. Open Canva <https://www.canva.com/>
2. Search for an Infographic Template
3. Choose or Create a Poster Size
4. Customize the Template- you can add icons, textbox, images ,change font and colours.
5. Save and Download Your Infographic .Take a Print out.

Link for reference:

https://youtu.be/OpicRVpq8N4?si=0_oyyqA6wILBeRM9

Submit this poster on coloured A4 size printout to the respective subject teacher.



CLASS: - 7th

SUBJECT: URDU اُردو

1- درخت کی تصویر بنائیے، اس میں رنگ بھریں اور اس کے مختلف حصوں کے نام لکھیں



2- الفاط تلاش کر کے لکھیں۔

ک	ج	ل	م	س	ا	ه	ی	د	ا	ل
ل	ن	ظ	ق	ک	پ	ش	ب	ل	ه	ی
ج	گ	ق	آ	ب	ش	ا	ر	د	ه	ه
ه	ل	ا	ه	د	ر	م	ب	ک	ق	ج
ر	ی	ل	گ	ا	ژ	ی	ط	ه	ظ	ک
پ	ا	ک	س	ت	ا	ن	ج	ا	ق	گ
ج	ه	ا	ن	گ	ا	م	ا	ن	گ	ا
ه	ق	گ	ش	ن	ک	ش	ت	ی	ے	ے

3- دس دریاؤں کے نام لکھیں۔

Note: - Complete all the homework on A4 sized sheets and record a one-minute video of yourself while doing the activity.

विषय- संस्कृत

कक्षा - सातवी

* योगः च ध्यानं च मनः विश्रामयतः, शरीरं पुनः सञ्जीवनं कुर्वतः। नियमितं यदि साध्यते तर्हि तैः तानवः नियन्त्रितुं शक्यन्ते, दीर्घकालरोगान् अपि निवारयितुं शक्यते। भारते, मेक्सिकोदेशे, अमेरिकायाम् च प्रचलितानि विभिन्नानि योगासनानि दर्शयित्वा पञ्चस्लाइडात्मकं प्रस्तुतीकरणं (PowerPoint) कुर्यात्। सङ्गीतरूपेण संस्कृतमन्त्रयुक्तं ध्यानसंगीतं योजयेत्। प्रत्येकं योगासनं नामतः कथ्येत, तस्य लाभाः अपि संस्कृते वर्णयेत्। एतेषां लाभानां संस्कृतवर्णनं तव स्वरेण (voice-over) सम्यक् श्राव्यं कृत्वा योजनीयम्।

प्रकारः (Mode): प्रस्तुतीकरणम् (PPT) स्लाइड्-सङ्ख्या (Number of slides): ५



* आत्मपरिचयः संस्कृते लिखत (Write your self-introduction in Sanskrit)

नामः

पितुः नाम

जननतिथिः

कुटुम्बे के के सन्ति?

मम प्रियं वस्तु / खाद्यं / विषयः

ध्ययेः/उद्देश्य :-

अस्य क्रियाकलापस्य निम्नोद्देश्यम् अस्ति -

* छात्राः स्मरणशक्त्या सदुपयोगं कर्तुम् समर्थाः भवन्तु ।

* अध्ययनशीलाः भवन्तु।

निर्देशाः -

* एतत् कार्यं कुर्वन् वदन् च एकं विडियो कृत्वा स्वस्य शिक्षकाय प्रेषयन्तु।

* अस्मिन् whatsapp नम्बरे प्रेषयन्तु-

Dr.Seema Sawhney 7006311978

SUBJECT: GENERAL KNOWLEDGE

Theme: "Explore the World, Know Your World!"

📌 Instructions:

- Present your work in a scrapbook or notebook.
- You may include drawings, maps, photos, cut-outs, or digital prints.
- Be creative! Decorate your pages to make them colorful and appealing.

📌 **Activity: Current Affairs Detective**

Task: Create a visual collage with 5 major headlines from newspapers or online sources.

For each headline, include:

- i) A 1-line summary
- ii) Your reaction or opinion in emojis or 1–2 lines

📌 **Bonus Activity:**

Read any one book from the list mentioned in Topic 4 of your G.K. book.

Write a few lines about the lesson you learned from the book.

Subject - Punjabi

ਪ੍ਰਸ਼ਨ 1) ਸਕੂਲ ਦਾ ਚਿਤਰ ਵੇਖ ਕੇ ਪੰਜ ਲਾਇਨ ਲਿਖੋ?



ਪ੍ਰਸ਼ਨ 2) ਗਿਣਤੀ ਇਕ ਤੇ ਦਸ ਤਕ ਸ਼ਬਦਾਂ ਵਿਚ ਲਿਖੋ?

ਪ੍ਰਸ਼ਨ 3) ਇਹ ਤਿਉਹਾਰ ਕਿਸ ਦੀ ਯਾਦ ਵਿੱਚ ਮਨਾਇਆ ਗਿਆ ਹੈ ?

