



DELHI PUBLIC SCHOOL JAMMU

SESSION : 2021-2022

Class :Nursery

FUN IN HOLIDAYS






Dear Children,

The long awaited summer vacation is here. Summer is a time to relax, be productive and get ahead. As important as it is to rest and enjoy, it is also important to continue to learn. Strike a balance between work and play and allow yourself to grow in the process. Along with enjoying and relaxing make this summer a time to learn new things exploring the opportunities available.

To enhance your learning , we have planned enjoyable activities to keep your skills sharp and concepts clear. Use your energy and give a vent to your creativity.

- ☆ Spend quality time with your family.
- ☆ Help in household chores like watering the plants, laying the table, filling water bottles, serving the food etc.
- ☆ Ensure, you should follow some time schedule like bedtime, study time, play time etc.
- ☆ Adopt healthy lifestyle like eating good nutritious food, doing exercise everyday and taking care of personal hygiene.

It will surely enhance your learning.
Relax, enjoy and have lots of fun.



Let's Learn and Enjoy...

Projects

1. Table Mat

1) Help your child to make a colourful and creative "Table Mat" by pasting Fruits & vegetables of his /her own choice on $\frac{1}{4}$ chart paper and mention your ward's name at the back of Table Mat & also laminate it.

•Material Required :

- a) $\frac{1}{4}$ of Chart Paper
- b) Pictures/stickers of Fruits &Vegetables
- c) Glue Stick



2. Rainbow Popsicle stick Pencil Holder



You will need :

- Empty tin / any other box
- Ice-cream sticks / rainbow-colored popsicle sticks
- Glue Stick
- Paint Brush

Instructions :

- Squeeze some glue into a small container and plant a strip of glue onto the tin .Place a red popsicle stick on the glue.
- Continue gluing and adding popsicle sticks in a rainbow until the tin is fully covered .



Find and color each object that begins
with the letter
L(pink), T(blue), I(yellow), H(green), E(black)
F(orange)

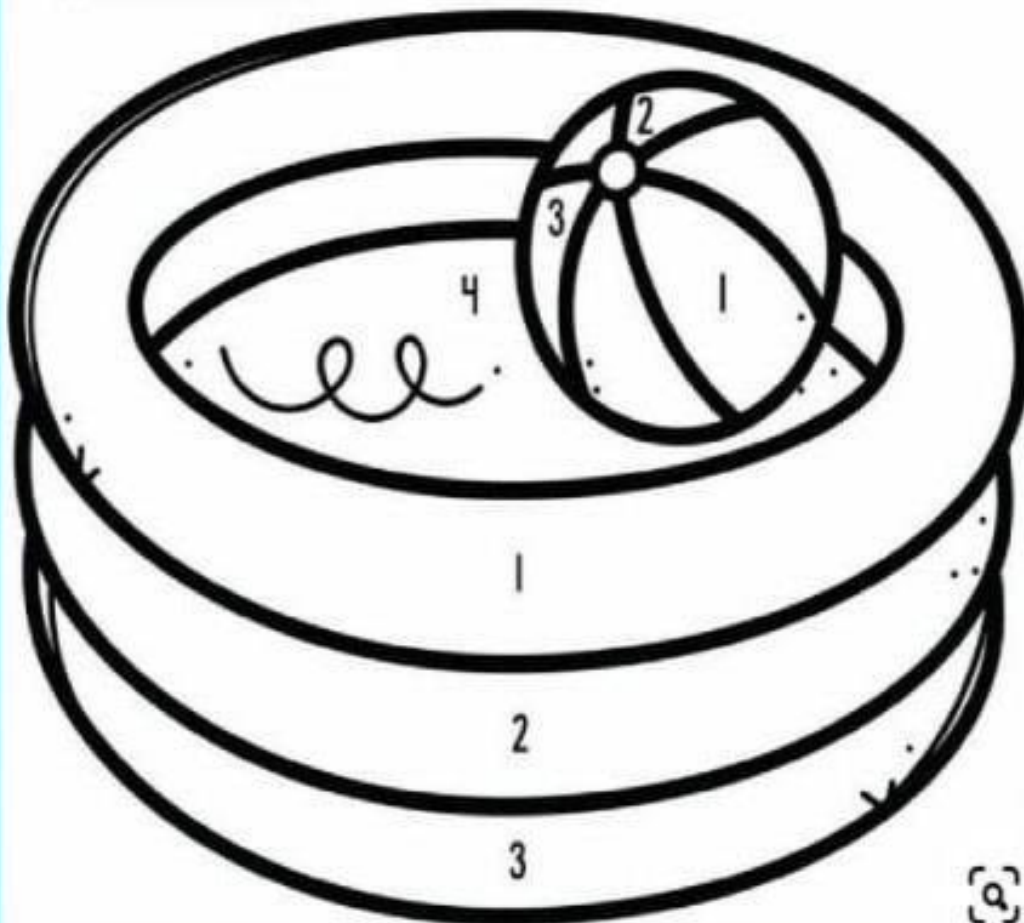


SUMMER COLOR BY NUMBER

Directions: Color the swimming pool according to the code.

Code

- 1 - Pink
- 2 - Orange
- 3 - Green
- 4 - Blue



Copyright © 2013 The Keeper of the Memories





Help the bee find the flower.





COUNTING ANIMALS

Count the number of each animals and write the answers in the circles given below:

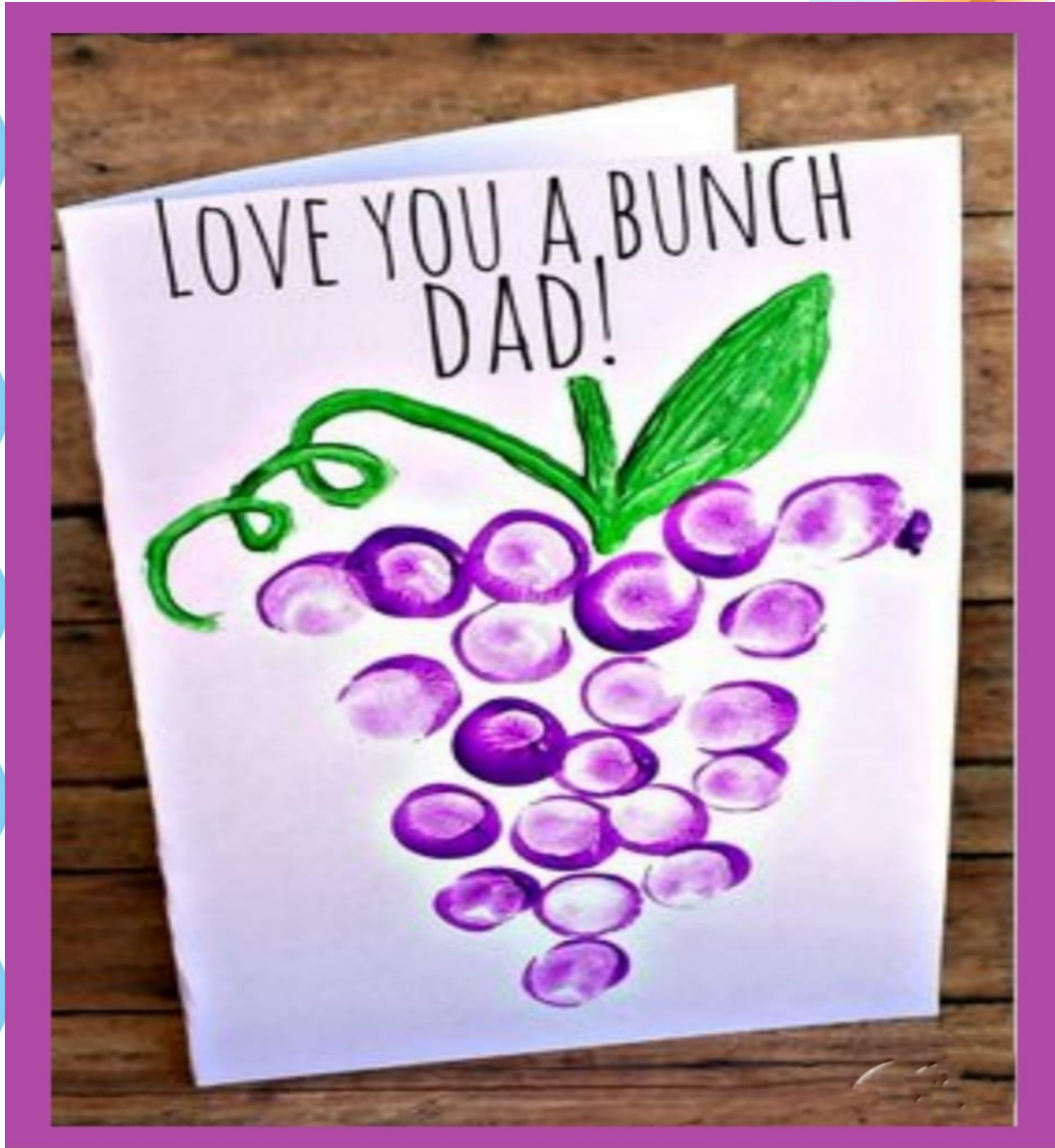


A day in the park

Can you spot the 5 differences between these two pictures?



Card Making (Finger Tipping) activity on' Father's Day



Kindly revise all the work of all subjects done so far.



Dear Parents

Kindly take print out of all the sheets and help your ward to complete holidays homework under your able guidance. Please send completed holidays homework on the e-mail id of your respective class teacher.



**Happy
Holidays!**

