



Delhi Public School Jammu

Session : 2024-2025

Class : Nursery

Fun in Holidays

Subjects :

- 1) Language Communication and Literacy Skills**
- 2) Environmental and Arithmetical Concepts**



*“Summer Vacation are starting today.
All the kids are ready to play.
Learning through play is the best way.
Children shout Hip Hip Hurray”*

“Learning is a treasure that will follow its owner everywhere”

Dear Parents and Students

As the holiday season approaches, we wish you all a joyful and restful break. While this time is perfect for fun and relaxation, it is also a wonderful opportunity for our young learners to explore, discover and be productive. To ensure our little ones continue to thrive both academically and creatively during summer months, we have prepared some engaging and enjoyable activities for them.

Our goal is to integrate learning with summer experiences, reinforcing the skills they have developed while encouraging curiosity and creativity.

The activities are varied and cover all the key areas. We recommend setting aside a regular time each day for your child to work on these activities. Read them simple stories, encourage them to draw, colour and make simple craft. To enhance their life skills, involve them in simple household chores like watering plants, arranging toys or helping in the kitchen. This will make them responsible and boost their self-esteem. Encourage them to work at their own pace and provide support when needed. Keeping them engaged in creative activities will also reduce their screen time.

We wish you an enjoyable and fun-packed summer break! Remember to keep a bowl of water for your thirsty little friends.

Academic Coordinator

Let's Learn and Enjoy...

Language, Communication & Literacy skills (English)


Write the first letter of each of these pictures.



















Draw a line between each letter & the picture it begins with.

D



C



H



E



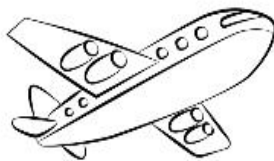


A



F



Colour the objects that begins with the letter A (red), B (grey), C (green), D (orange), E (black), F (yellow), G (pink), H (blue).



भाषा संचार एवं साक्षरता कौशल (Hindi)

अक्षर को देखकर सही चित्र से मिलान करें।

अ

ऊ आ

उ ओ

औ

The image contains a central oval with the following Hindi vowels: अ (top), आ (top right), औ (bottom), उ (middle left), and ऊ (middle left). Surrounding the oval are six illustrations: a woman in a white sari (top left), a mortar and pestle (top center), a ball of yarn (top right), a green and yellow snake (bottom left), a potato (bottom center), and a sad face (bottom right).


चित्र देखकर पहला अक्षर लिखें।






















दिए गए अक्षर से सम्बंधित चित्र बनाकर या चिपकाकर चित्र एल्बम बनायें।



Environmental & Arithmetical Concepts (Maths)

Count the number of fruits and write the answer in the boxes given below.



	<input type="text"/>		<input type="text"/>		<input type="text"/>
---	----------------------	---	----------------------	--	----------------------

Count and circle the correct number.



1 4



3 5



3 4



2 4



2 5



2 1






3 2






1 5



Count the pears and match with the correct number.



Tick the group which has more number of objects.



Summer color by Number

Directions: Color the swimming pool according to the code.

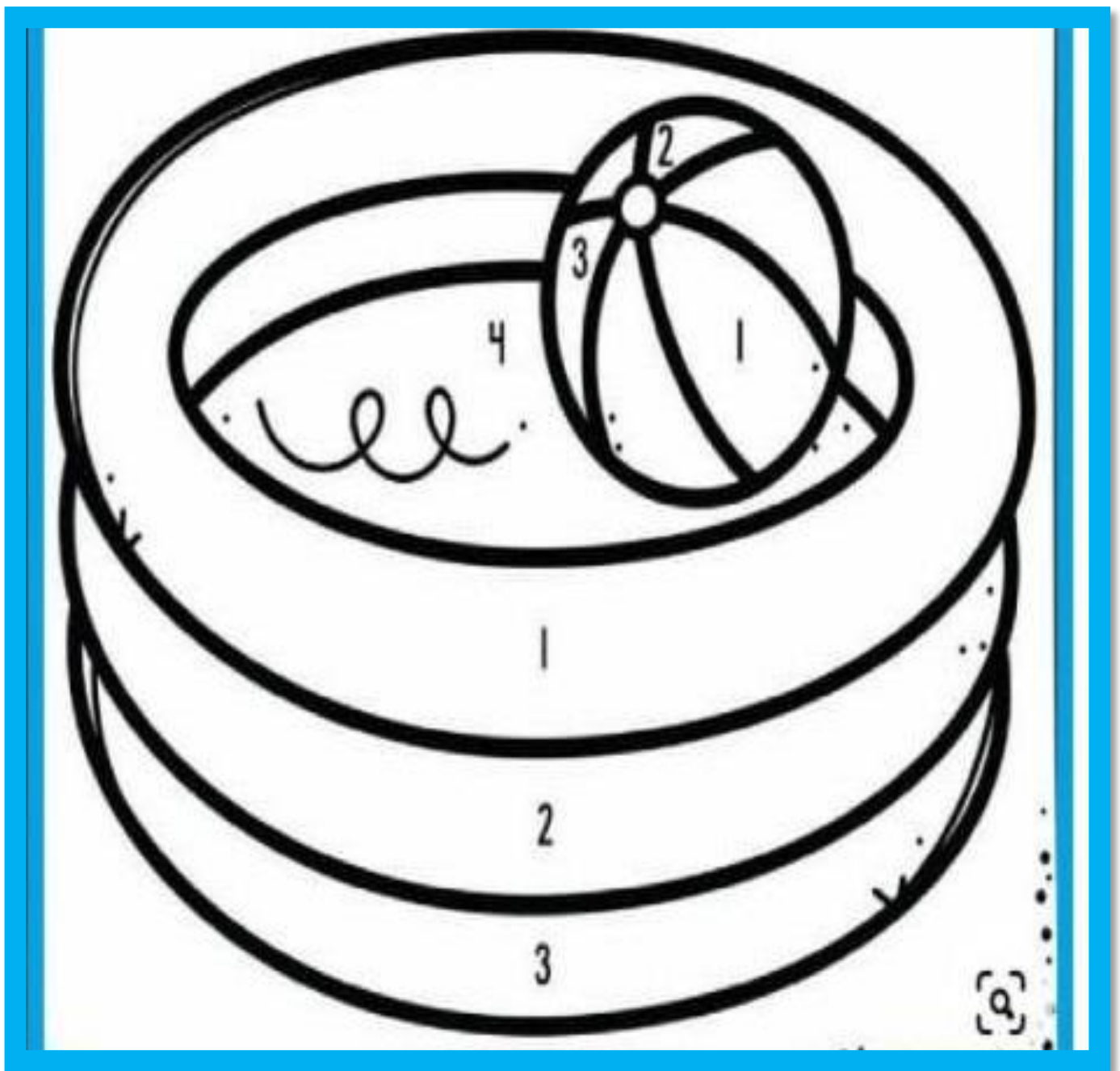
Code

1 – Pink

2 – Orange



3 – Green

4 – Blue



Environmental & Arithmetical Concepts (EVS)

Colour the pictures Red and Yellow.



Tick the correct part of body.

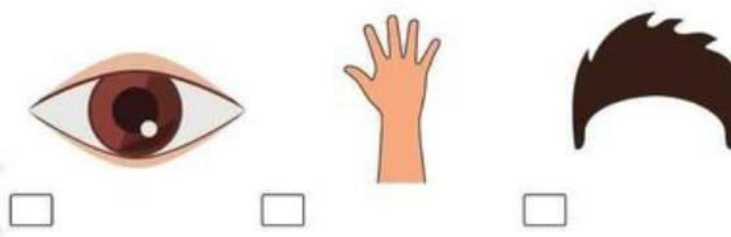
face




mouth



eye




arm



ear



nose



www.worksheetspack.com


Colour the given picture.



Choose and tick the things we need for cleaning our parts of body.



Help the caterpillar to find the way to go home.




Cross the odd one.



A day in the park

Find 5 differences between these two pictures.



Card making activity on "Father's Day" (Sunday, 16th June, 2024).



Projects

Please click below link

<https://youtu.be/OpM3IKs6rHU?si=iAHqw7y5xiPgFuVz>

1. Table Mat

Material Required:-

- ¼ of chart paper
- Pictures, ladyfinger & Potato
- Glue stick



Please click below link

<https://youtu.be/yv0mO7ufnoM?feature=shared>

2. Apron

Material Required:-

- Coloured Craft Sheet
- Pictures and Ribbon
- Glue stick



Kindly laminate the Table mat and Apron

Kahoot Quiz

1. Environmental & Arithmetical Concepts

Maths & Evs:

https://kahoot.it/challenge/03887990?challenge-id=d17f6cfb-eb6c-4d04-ada7-969efbc279f1_1715933709083

2. Language, Communication & Literacy Skills

English & Hindi:

https://kahoot.it/challenge/05757179?challenge-id=d17f6cfb-eb6c-4d04-ada7-969efbc279f1_1716221317932

For Fine motor & Gross motor skills

Kindly watch this link & help your child to perform this activity under your able guidance.

Gross Motor:

- <https://youtu.be/g-C4R9YoE5w?si=nrm3MFvN7kkn11T7>
- https://youtu.be/NfUI5hZiIn4?si=SdxJrgUJ4b_wHsoo

Fine Motor:

- <https://youtu.be/BuEe4FFg8eA?si=DjnOrBaztQPFuXuR>

Dear Parents

Kindly take print out of all the sheets and help your ward to complete holiday homework under your able guidance. Please send completed holiday homework to your respective class teacher after summer vacation.

Kindly revise all the work of all subjects done so far in three in one notebook.

