



Delhi Public School, Jammu
Session : 2019-2020

Holiday Fun
SUMMER HOLIDAY HOMEWORK

Time to play, enjoy and learn
Explore, discover and have fun,
Enjoy treats in the blazing Sun.
Plan a trip and explore,
Be it a mountain or the sea shore.
Be helpful and nice to all,
You are a Dipsite, a winner and
A learner in all.

SUMMER BREAK



Name : _____ Class : **I** Sect: _____ Roll No.: _____


Dear Parents

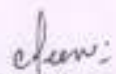
"Children learn as they play. More importantly, in play, children learn how to learn."


It's vacation time again. The uphill task of keeping your little one's fruitfully occupied must be the top most priority in your mind. We at DPS, have planned interesting, innovative and creative holiday work for your children to enable them to widen their horizons and be in rhythm with the school curriculum. Kindly guide your wards to work independently under your able supervision.

Here are a few suggestions which are helpful for the overall development of your children:

- ◆ Spend quality time with your children.
- ◆ Explore their creativity and take care of their emotional, social and physical needs.
- ◆ Encourage your children to help you in household chores like watering the plants, laying the table, serving the food, filling water bottles, etc.
- ◆ Create structure and boundaries. Holidays are a break from normal schedule of the school days. The children might be free but still ensure they follow some time schedule like bed time, study time, play time, etc.
- ◆ Encourage your children to try something new- like singing, dancing and painting or may be a summer camp. New activities encourage brain development and build your child's focus and creativity.
- ◆ Try to keep technology away by introducing them to books and stories.
- ◆ Parents must adopt healthy lifestyle, like eating good nutritious food and doing exercise everyday to become good role models for their children to imitate.
- ◆ Plant a sapling, water it and watch it grow.
- ◆ To enhance the experiential learning of your wards, we urge you to take them for a nature walk. Ask them to count birds, trees, leaves, etc.
- ◆ Encourage them to take care of their personal hygiene by inculcating habits like – brushing teeth twice daily, washing hands before and after meals, trimming nails and keeping them clean, bathing everyday, etc.


Coordinator (Pre Primary)
DPS, Jammu


Headmistress
DPS, Jammu


Principal
DPS, Jammu

CLASS - I

ENGLISH

- ❖ Read L-1 and L-3 of Buzz Word Supplementary Reader and complete back exercise. Circle all new words in the given lessons and learn & write them in class notebook.
- ❖ Read any value based story book and learn any 10 new words from the story and frame sentences using these words in your English notebook.
- ❖ Do 3 pages of English Cursive Writing Book every week.
- ❖ Learn any 2 poems with actions.
- ❖ Revise syllabus for the upcoming Cycle Test-I.

हिन्दी

- ❖ कोई दो कहानियाँ पढ़ें और उनमें दिए गए आ, इ, ई मात्रा वाले शब्दों को गोल करके हिन्दी उत्तर पुस्तिका पर लिखें और किन्ही दस शब्दों के वाक्य बनाएँ।
- ❖ हर सप्ताह सुलेख के दो पृष्ठ करें।
- ❖ कोई दो कविताएँ याद करें।
- ❖ साप्ताहिक परीक्षा - I का पाठ्यक्रम याद करें।

MATHS

- ❖ Children will write counting 1-50 and will colour the numbers **yellow** where 3 is at ones place and **red** where 4 is at tens place.
- ❖ Paste pictures of any 10 articles available in your house in descending order according to their size.
- ❖ Practice Mental Maths Worksheets twice every week
- ❖ Revise syllabus for the upcoming Cycle Test -I.

EVS

- ❖ Make a creative and decorative 'Thank you' card for your Father on this Father's Day i.e. on 16th June.
- ❖ Make Table Mats by pasting pictures of healthy food items on it and get it laminated. Write your name and class/sec at the back of the table mat.
- ❖ Revise syllabus for the upcoming Cycle Test -I.

G.K

- ❖ **Nature Scavenger Hunt** : Parents to engage children in a nature scavenger hunt which could include looking for objects such as rocks, leaves, pine cones, bark, sticks, or feathers. You can look for items classified by shape (circle, triangle, square), color, or texture (smooth, soft, rough).
Pictures/Photos of different items to be drawn or pasted on a scrap book.

Grow a Small Flower or Herb Garden
: Gardening is a healthy and fun activity. It's a fantastic way to learn about soil, lifecycle of plants, caretaking, harvesting, and eating what you grow. It will help you to learn where fresh food comes from.

- ❖ Plant 2-3 flowers, herbs or vegetables with the help of your parents.
- ❖ Revise syllabus for the upcoming Cycle Test -I.

COMPUTER

- ❖ Paste and name any 4 pictures of each machine that runs on fuel, electricity and human power in your scrap book.
- ❖ Do Pages 16 and 17 of the text book.
- ❖ Revise syllabus for the upcoming Cycle Test -I.

Topics: L-1 (Roar, Kimba, Roar!) and Grammar (Use of This/That, Naming words, One-Many)

Name- _____

Class I Sec- _____

A. Answer the following:- (Lesson based)

Q1. Where does Kimba live?

A1. _____

Q2. Why does Kimba run away?

A2. _____

Q3. Who helps Kimba?

A3. _____

B. Fill in the blanks:-

a) Kimba is a lion _____.

b) He thanks _____ and runs home.

c) _____ tells Kimba to try again.

d) Kimba runs to his _____.

C. True or false :-

a) Kimba lives in the zoo.

b) Kimba runs away into the long grass.






c) Zira cries when she hears Kimba squeak.

d) Lion family is happy to hear Kimba roar.

D. Fill in the missing letters:-

- a) M _ TH _ R c) N _ UG _ TY e) R _ _ R
b) PU _ _ L _ d) H _ PP _ LY f) D _ R _ Y

E. Fill in the blanks using This or That:-

- a)  _____ is a ball.
b) _____ is a cloud. 
c) _____ is a kite. 
d)  _____ is a cup.
e)  _____ is a bat.

F. Fill in the naming words:-

- a) _____ gives us wool.
b) _____ is my country.
c) _____ is our national flower.
d) I go to school by _____.
e) _____ teaches in the class.

G. One - Many

- a) Brush - _____ f) Tooth - _____
b) Fan - _____ g) Child - _____
c) Car - _____ h) Man - _____
d) Glass - _____ i) Tomato - _____
e) Fox - _____ j) Toy - _____

H. Fill in the blanks:-

- a) I _____ cricket with my friends.
b) School is closed on _____.
c) He likes to eat _____.
d) _____ are flying.
e) I get up in the _____.

Help Box:

birds, morning, Sunday,
chocolate, play

दिल्ली पब्लिक स्कूल, जम्मू
हिन्दी अभ्यास कार्य

विषय: (अपठित गद्यांश, अमात्रिक शब्द, आ, इ, ई की मात्रा, अंगों के नाम,
लिंग बदलें)

नाम : _____ कक्षा : पहली _____
अपठित गद्यांश

गरमी का दिन था। अमर, नितिन व मीना बाजार गए। तभी आरव भी आ गया। आरव ने रबड़ी की मिठाई खरीदी। नितिन ने पीली कार ली। वह सब वापिस अमर के घर आ गए।

(क) प्रश्न-उत्तर :-

प्र: सब कहाँ गए ?

उ:

प्र: आरव ने क्या खरीदा ?

उ:

(ख) सही या गलत :-

1. सरदी का दिन था।

2. नितिन ने पीली कार ली।

(ग) वाक्य बनाएँ :-

1. बाजार

2. मिठाई

3. गरमी

(घ) प्रश्न-उत्तर (पुस्तक पृष्ठ- पर आधारित) :-

प्र: डाकिया क्या लाया ?

उ:






प्र: राम बाजार जाकर क्या ला ?

उ:

(ड) खाली स्थान भरें :-

1. नल पर जाकर
2. असलम पहन।
3. अजय, पकड़।
4. खत का लिख।
5. मीठा मीठा गाती।
6. का पाठ याद कर।






(च) किन्हीं 6 आ मात्रा वाले अंगों के नाम लिखें :-

1. 
2. 
3. 
4. 
5. 
6. 

(छ) लिंग बदलें :-

- | | |
|----------------|----------------|
| 1. भाई | 5. माता |
| 2. नाना | 6. दादा |
| 3. लड़का | 7. छात्र |
| 4. मामा | 8. बकरा |

(ज) चित्रों के नाम लिखें :-

- | | |
|--|---|
| 1.  | 4.  |
| 2.  | 5.  |
| 3.  | 6. 40 |

(झ) सही शब्द गोल करें :-

- | | | |
|----------|--------|---------|
| 1. समचार | समाचार | साभाचार |
| 2. कटहल | कहटल | काटहल |
| 3. मीठाई | मीठाई | मिठाई |

रिमझिम

रीमझिम

रीमझीम

3. गजार

गजर

गाजर

(1) सही मात्रा लगाकर शब्द पूरा करें :-

1. नाशपात

3. पठशाल

5. इमल

2. साइकल

4. कशमश

6. लच

(ट) वर्ण माला पूरी करें :-

क	ख	—	—	ड
—	—	ज	झ	।
ट	ठ	—	ड	ण
त	—	—	—	न
—	—	—	म	म
य	र	—	व	—
ष	—	ह	—	त्र
		ञ		

(ठ) खाली स्थान भरें :-

1. उड़ गई।
2. भीरा चल।
3. राधा पढ़।
4. सीमा बजा।
5. मीठी खा।
6. लाकर पानी भर।

सुविचार

आज कुछ ऐसा करें
कि कल आप खुद को
उस काम के लिए
धन्यवाद दे सकें।

सहायक सूची
उपवन, समाचार,
चिड़िया, लीची,
सितार, गिलास

Delhi Public School, Jammu
Maths Revision Sheet (Session 2019-20)

Topics: Number Names 1-50, Backward Counting 100-51, Ordering of Numbers Before/After/In between, Comparison of Numbers, Ascending and Descending Order, Addition: Single and Double Digit

Name- _____

Class I Sec- _____

A. Write the number names:

- | | |
|--------------|--------------|
| a) 39- _____ | d) 40- _____ |
| b) 12- _____ | e) 36- _____ |
| c) 14- _____ | f) 50- _____ |

B. What comes before, after and in between:

- | | | |
|-------------|-------------|----------------|
| a) _____ 48 | e) 18 _____ | i) 41 _____ 43 |
| b) _____ 39 | f) 28 _____ | j) 29 _____ 31 |
| c) _____ 63 | g) 49 _____ | k) 66 _____ 68 |
| d) _____ 39 | h) 99 _____ | l) 29 _____ 31 |

C. Put <, > or = :

- | | |
|----------------|----------------|
| a) 61 _____ 39 | e) 18 _____ 18 |
| b) 48 _____ 29 | f) 15 _____ 23 |
| c) 17 _____ 71 | g) 19 _____ 19 |
| d) 39 _____ 93 | h) 24 _____ 29 |

D. Arrange in ascending order :-

- a) 29, 86, 32, 43

A.O: _____

- b) 81, 19, 29, 36

A.O: _____

- c) 41, 32, 16, 93

A.O: _____

Arrange in descending order :-

a) 48, 36, 81, 39

D.O: _____

b) 85, 39, 61, 80

D.O: _____

c) 19, 85, 16, 39

D.O: _____

F. Let's Add:-

$$\begin{array}{r} \text{i) T O} \\ 3 \ 9 \\ + 2 \ 0 \\ \hline \end{array}$$

$$\begin{array}{r} \text{ii) T O} \\ 2 \ 6 \\ + 2 \ 1 \\ \hline \end{array}$$

$$\begin{array}{r} \text{iii) T O} \\ 4 \ 3 \\ + 3 \ 1 \\ \hline \end{array}$$

$$\begin{array}{r} \text{iv) T O} \\ 5 \ 5 \\ + 2 \ 3 \\ \hline \end{array}$$

$$\begin{array}{r} \text{v) T O} \\ 6 \ 1 \\ + 0 \ 2 \\ \hline \end{array}$$

$$\begin{array}{r} \text{vi) T O} \\ 2 \ 3 \\ + 5 \ 2 \\ \hline \end{array}$$

G. Lets's Solve:-

a) $16+0 =$ _____

f) $5+5 =$ _____

b) $10+10 =$ _____

g) $4+4 =$ _____

c) $9+1 =$ _____

h) $3+6 =$ _____

d) $8+1 =$ _____

i) $5+4 =$ _____

e) $7+0 =$ _____

j) $4+0 =$ _____

H. Backward counting 100-51:-

H	T	O
1	0	0

T	O

T	O

T	O

T	O
5	1

I. Match:-

- | | |
|------------|-----------|
| a) 3 + 6 | 1) Twenty |
| b) Sixteen | 2) 30 + 6 |
| c) 10 + 10 | 3) 40 |
| d) 36 | 4) 9 |
| e) Forty | 5) 16 |

Topic: (L-1 My Self, L-My Body, L-3 My Family, L-4 My Food Habits)
Name: _____ Class I Sec. _____

Environmental Sensitivity

A. Fill in the blanks:-

- 1) The name of my school is _____.
- 2) I am _____ years old.
- 3) I use my legs & feet to _____ and _____.
- 4) I _____ and _____ with my tongue.
- 5) Parents and children together make a _____.
- 6) Everyone in the family _____ the work.
- 7) All the members of the family are _____ to each other.
- 8) Food gives us the energy to _____, _____ and _____.
- 9) Things we get from milk are called _____, _____.
- 10) We take _____, _____ and _____ as a meal.

B. Put True or False:-

- 1) Our skin helps us to breathe.
- 2) I have two eyes and one nose.
- 3) We get milk from animals.
- 4) A big family has four members.
- 5) The surname is the last name.
- 6) We get eggs from plants.
- 7) My parent's son is my uncle.
- 8) We should wash our hands before and after every meal.
- 9) I am nine years old.
- 10) We have five sense organs.

C. Match the following:-

- | | |
|----------------|--------------------------|
| 1) Write | a) Brother And Sister |
| 2) Plants | b) Largest Sense Organ |
| 3) Surname | c) Pulses And Cereals |
| 4) Skin | d) Fruits And Vegetables |
| 5) Sibling | e) Hands |
| 6) Food Grains | f) Last name |

D. Circle the correct one:-

- 1) I live with my _____.
- a) friends b) family
- 2) We keep our things at _____ places.
- a) dirty b) proper
- 3) Our body is made up of _____ parts.
- a) same b) different
- 4) I hear with my _____.
- a) ears b) legs

E. Name any two:-

- a) Milk products _____
- b) Things from plants _____

F. Answer the following:-

Q1. What is a joint family ?

A1. _____

Q2. From where do we get food?

A2. _____

Q3. What is a nuclear family?

A3. _____

Delhi Public School, Jammu
Computer Revision Sheet - I Class - I Session 2019-20

Topics L-1 (Computer- My Friend), L-2 (Computer – A machine)

Name- _____

Class I Sec- _____

A. Answer the following:-

Q1. Name any machine that works with the help of human power.

A1. _____

Q2. Name a machine that can do many things.

A2. _____

Q3. Which part of computer is also known as the brain of the computer?

A3. _____

Q4. Which part of computer looks like a television screen?

A4. _____

Q5. Is computer a smart machine? Yes or No.

A5. _____

B. Fill in the blanks:-

a) Machines are _____ things.

b) A car runs on _____.

c) A Computer saves our _____.

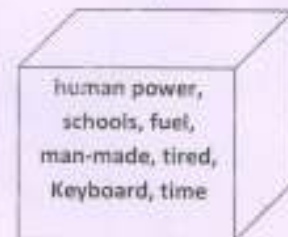
d) Sewing Machine works with help of _____.

e) A machine never gets _____.

f) In _____, we use computer for teaching and learning.

g) _____ helps us in typing on computer.

Help Box :



C. Complete the following:-

a) LA __ T __ P

b) __ P __

c) DES __ T __ P

d) M __ U S __

e) C __ M P __ T __ R

D. True or False:-

a) Computer is used in shops/malls to make bills.

b) In hotels, computer is used for teaching and learning.

c) Computer is used to deposit and withdraw money in banks.

d) At homes, we use computer to study and play games.

e) Computer is used for booking flight tickets in banks.

f) In offices, we use computer to do office work.

E. Draw and name any two parts of the computer.





DELHI PUBLIC SCHOOL JAMMU
G.K. REVISION SHEET
Session 2019-20

Topic L-1 (Animal make sound) L-2 (Little Ones) L-3 (Birds Talk), L-4 (Beautiful Flowers), L-25 (My Sense Organs), L-26 (Parts of a Computer)

Name _____

Class 1 Sec. _____

(A) Circle the correct one

- 1) An elephant _____
a) trumpets b) roars c) neighs
- 2) The baby of a cow is called _____
a) Lamb b) Calf c) Cub
- 3) Rose is a _____
a) Vegetable b) Flower c) Fruit
- 4) The duck _____
a) Quacks b) coos c) sings
- 5) Skin help us to _____
a) see b) hear c) feel

(B) Match

- | | | |
|-------------|-----------------------|----|
| 1) Hibiscus | a) Part of a computer | 1- |
| 2) Monitor | b) Flower | 2- |
| 3) Lion | c) Hoots | 3- |
| 4) Owl | d) Fawn | 4- |
| 5) Bear | e) Roar | 5- |

(C) True or False (T/F)

- | | |
|---|----------------------|
| 1) We see with our nose | <input type="text"/> |
| 2) The baby of a sheep is called lamb | <input type="text"/> |
| 3) The sound of a horse is called neigh | <input type="text"/> |
| 4) Skin help us to hear | <input type="text"/> |
| 5) CPU is not a part of a computer | <input type="text"/> |

(D) i Write any five parts of computer

_____	_____
_____	_____



ii) Write the five sense Organs

_____	_____
_____	_____

(E) Complete it

- a) S _ N F _ _ W E _
- b) M _ N _ T _ R

(F) Draw any two sense organs and write their names

 _____	 _____
--	---