

SUMMER
holiday is here!



Delhi Public School, Jammu
Session : 2019-2020



Holiday Fun

SUMMER HOLIDAY HOMEWORK

Time to play, enjoy and learn
Explore, discover and have fun,
Enjoy treats in the blazing Sun.
Plan a trip and explore,
Be it a mountain or the sea shore.
Be helpful and nice to all,
You are a Dipsite, a winner and
A learner in all.

SUMMER BREAK



Name : _____ Class : Prep Sec: _____ Roll No.: _____

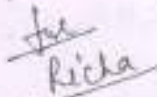
Dear Parents

"Children learn as they play. More importantly, in play, children learn how to learn."


It's vacation time again. The uphill task of keeping your little one's fruitfully occupied must be the top most priority in your mind. We at DPS, have planned interesting, innovative and creative holiday work for your children to enable them to widen their horizons and be in rhythm with the school curriculum. Kindly guide your wards to work independently under your able supervision.

Here are a few suggestions which are helpful for the overall development of your children:


- ◆ Spend quality time with your children.
- ◆ Explore their creativity and take care of their emotional, social and physical needs.
- ◆ Encourage your children to help you in household chores like watering the plants, laying the table, serving the food, filling water bottles, etc.
- ◆ Create structure and boundaries. Holidays are a break from normal schedule of the school days. The children might be free but still ensure they follow some time schedule like bed time, study time, play time, etc.
- ◆ Encourage your children to try something new- like singing, dancing and painting or may be a summer camp. New activities encourage brain development and build your child's focus and creativity.
- ◆ Try to keep technology away by introducing them to books and stories.
- ◆ Parents must adopt healthy lifestyle, like eating good nutritious food and doing exercise everyday to become good role models for their children to imitate.
- ◆ Plant a sapling, water it and watch it grow.
- ◆ To enhance the experiential learning of your wards, we urge you to take them for a nature walk. Ask them to count birds, trees, leaves, etc.
- ◆ Encourage them to take care of their personal hygiene by inculcating habits like -- brushing teeth twice daily, washing hands before and after meals, trimming nails and keeping them clean, bathing everyday, etc.


Coordinator (Pre Primary)
DPS, Jammu



Headmistress
DPS, Jammu


Principal
DPS, Jammu

Colour the petals with the name of the picture and its rhyming word.




Fill the letters in the robot to make words.



Write 'a' or 'an' in the correct place.


























Make words as many as you can with the given letters.



_____	_____	_____	_____
_____	_____	_____	_____
_____	_____	_____	_____
_____	_____	_____	_____
_____	_____	_____	_____

Use the code to write the words and draw the picture.

◇ b	○ a	○ l	☀ h
□ s	☺ m	⊗ t	⊗ r
△ f	☆ f	□ d	☾ c

1. ◇ ○ ⊗

2. ☾ ○ ◇

3. ○ ○ □

4. △ ○ ⊗

5. ☺ ○ □

6. ○ ○ ◇


7. □ ○ ⊗

8. □ ○ □

9. ☆ ○ ⊗

10. ⊗ ○ ◇

Let's colour the balloons with correct sign.



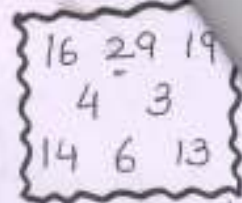
Encircle the number which comes just after the given no.



29



12



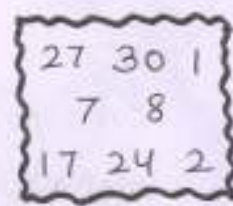
5



17




19







26

Write the missing numbers:-



Colour the shapes





-  Red
-  Pink
-  Blue
-  Green

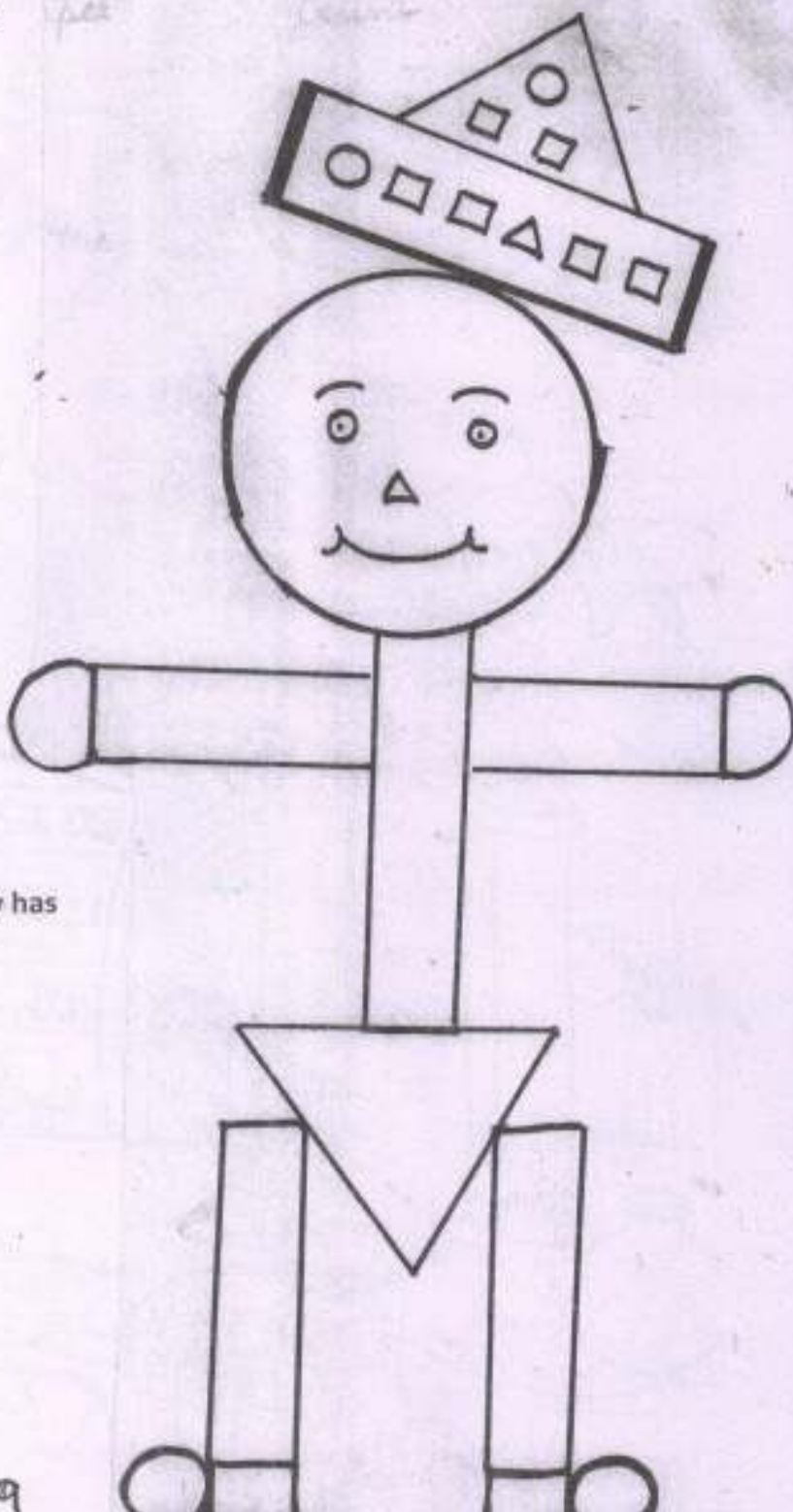
Count and Write.

My hat has

-  _____
-  _____
-  _____
-  _____

My face and body has

-  _____
-  _____
-  _____
-  _____

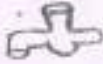



चित्र वर्णन

चित्र देखकर सही शब्द लिखें



चित्र देखकर खाली स्थान भरें।

i)  _____ पर जल भर।

ii)  _____ पर घड़।



iii) 8 _____ बज गए।


iv)  _____ मत पढ़।

v) यश  _____ पर मत चढ़।

vi) अब  _____ चल।

vii) जय  _____ तक चल।

viii)  _____ चल कर  _____ चख।

ix) अब  _____ उग गई।

x) लय  _____ आई।











नीचे दिए गए अक्षरों की सहायता से सही शब्द बनाइए।

ग, त, म, ज, प, व, घ, ह, च, श,
घ, ट, न, म, ढ, ग,
प, र, ल, क, ज, च

_____	_____	_____
_____	_____	_____
_____	_____	_____
_____	_____	_____
_____	_____	_____
_____	_____	_____
_____	_____	_____
_____	_____	_____
_____	_____	_____
_____	_____	_____


★ वर्ण पहेली (चित्रों को पहचानो। उनके नाम ढूँढकर लिखो-

	ई	क	ग	ख	प	छ	ज	
	ख	झ	स	त	ह	रा	न	
	ज	ड़	ग	ह	ट	ध	ल	
	ब	भ	र	व	स	ल	ब	
	न	भ	ज	म	र	स	ह	
	ख	रा	स	ह	क्ष	ट	ब	
	घ	र	त्र	क्ष	ज्ञ	अ	इ	
	ई	उ	र	ऊ	आ	ठ	ई	
	ढ	म	थ	ल	ट	क	म	

● Paste or draw the things to give the following information about yourself

My name is



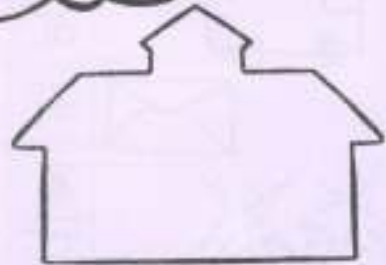
When I grow up I want to be



Favorite book




What I look like




What I want to learn

Favorite food

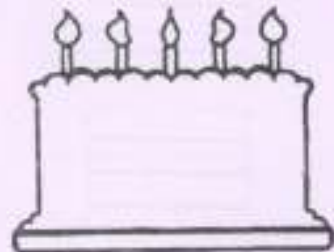
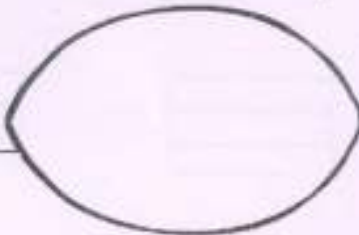


Favorite color

My pets



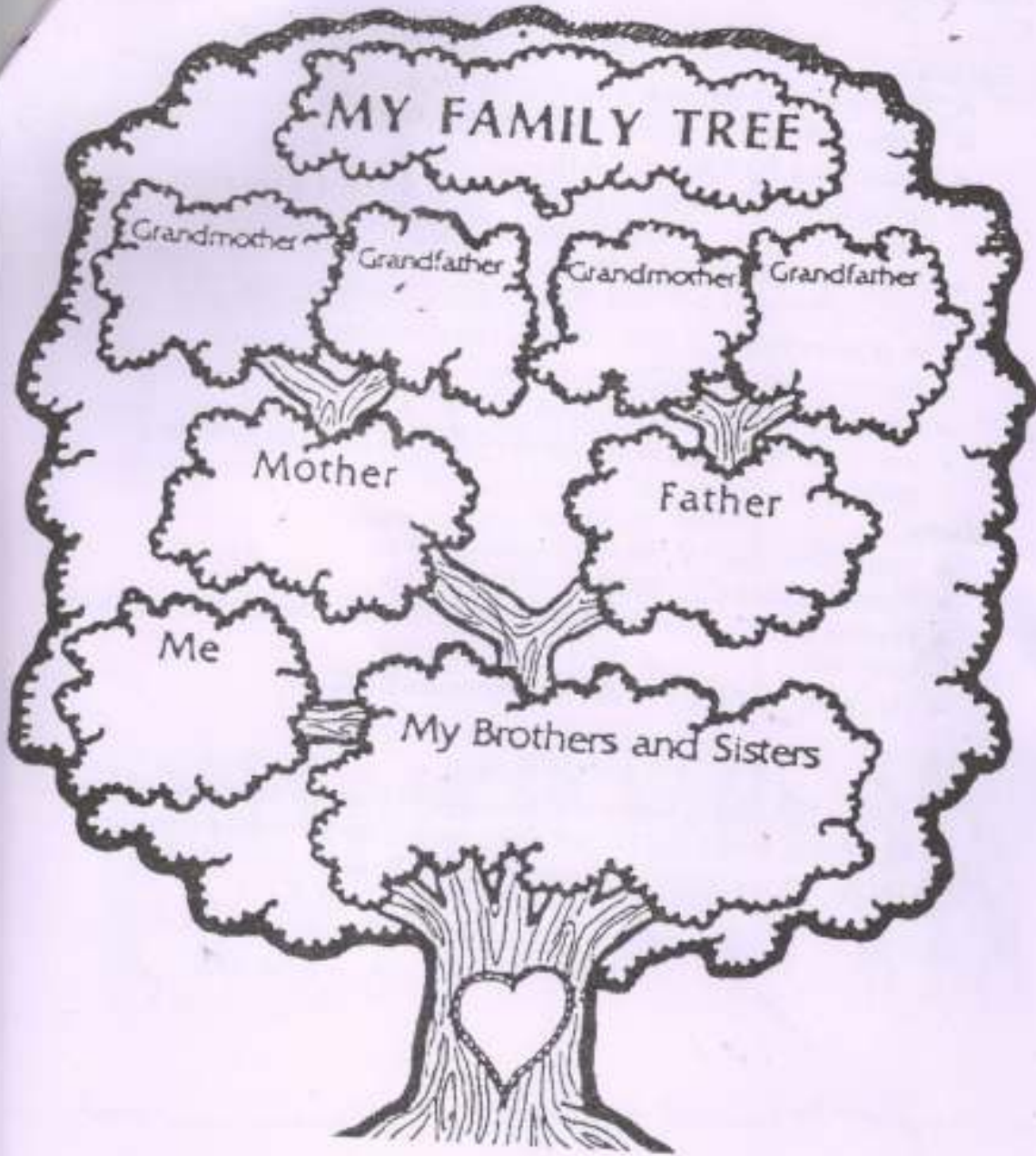
Favorite hobby



My age

Paste the photographs of your family members in the family Tree given below & decorate the tree with coloured glitter dust.

13.



Delhi Public School, Jammu
Session : 2019-2020
HOLIDAY HOMEWORK
Prep

English

- ✦ Write a to अ (5 times) in your English notebook.
- ✦ Revise & Write 'a' sound words done in the class.
- ✦ Reader Book Pg 8,9,10,13,14,16.
- ✦ Revise Rhymes done in the month of April & May (given in the Syllabus.)
- ✦ Do Pg 20 to 24 of English Writing Book.

Hindi

- ✦ क से ज तक लिखिए (5 times) in your Hindi notebook.
- ✦ Revise 2 Letter Words Done so Far.
- ✦ Khelo aur Seekho C Part 1 Book Pg 9 to 14.
- ✦ Revise Rhymes done in the month of April & May (given in the Syllabus.)

Maths

- ✦ Revise Counting 1 to 30.
- ✦ Backward Counting (10 -1)
- ✦ Practice And Concept Of Smaller and greater Number and Put the Sign Of (</>/=)
- ✦ Do Pg 54, 55, 56, 57 of World of Numbers Book.

EVS

- ✦ Project :-Make any two useful items out of waste material around you (e.g Pencil, Stand and Photo frame), using your innovative ideas.
- ✦ Do Pg 108 to 116 of Environment Studies Book 2.