



Delhi Public School Jammu

Session : 2021-2022

Class : I

FUN IN HOLIDAYS



Subjects : **1) Environmental and Arithmetical Concepts**

2) General Knowledge



Dear Children,

The long awaited summer vacation is here. Summer is a time to relax, be productive and get ahead. As important as it is to rest and enjoy, it is also important to continue to learn. Strike a balance between work and play and allow yourself to grow in the process. Along with enjoying and relaxing make this summer a time to learn new things exploring the opportunities available.

To enhance your learning, we have planned enjoyable activities to keep your skills sharp and concepts clear. Use your energy and give a vent to your creativity.

- ★ Spend quality time with your family.
- ★ Help in household chores like watering the plants, laying the table, filling water bottles, serving the food etc.
- ★ Ensure you should follow some time schedule like bedtime, study time, play time etc.
- ★ Adopt healthy lifestyle like eating good nutritious food, doing exercise everyday and taking care of personal hygiene.

It will surely enhance your learning.

Relax, enjoy and have lots of fun.

Academic Coordinator

ALL ABOUT ME!

My name is...
I am _____ years old.

I was born on...
I live in...

When I grow up,
I want to be a...

My favorite color is...

My favorite number is...


My favorite animal is...

My favorite food is...

I like to...


Body parts crossword


Across


1. a _ _ 

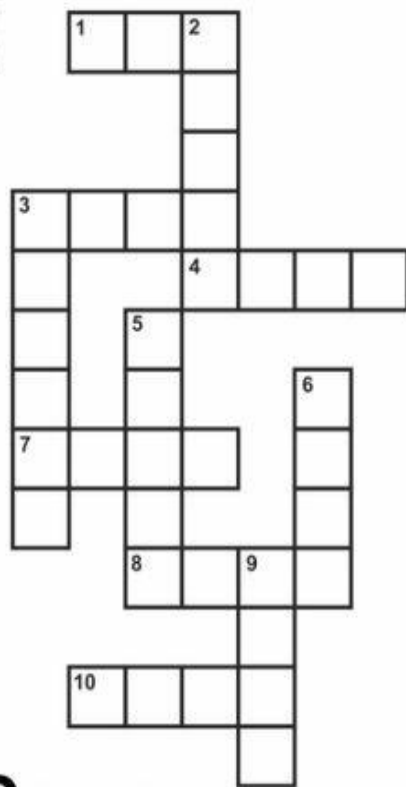
3. f _ _ t 

4. h _ i _ 


7. e _ _ s 


8. h _ _ d 

10. e _ r _ 





Down

2. m _ _ t _ 

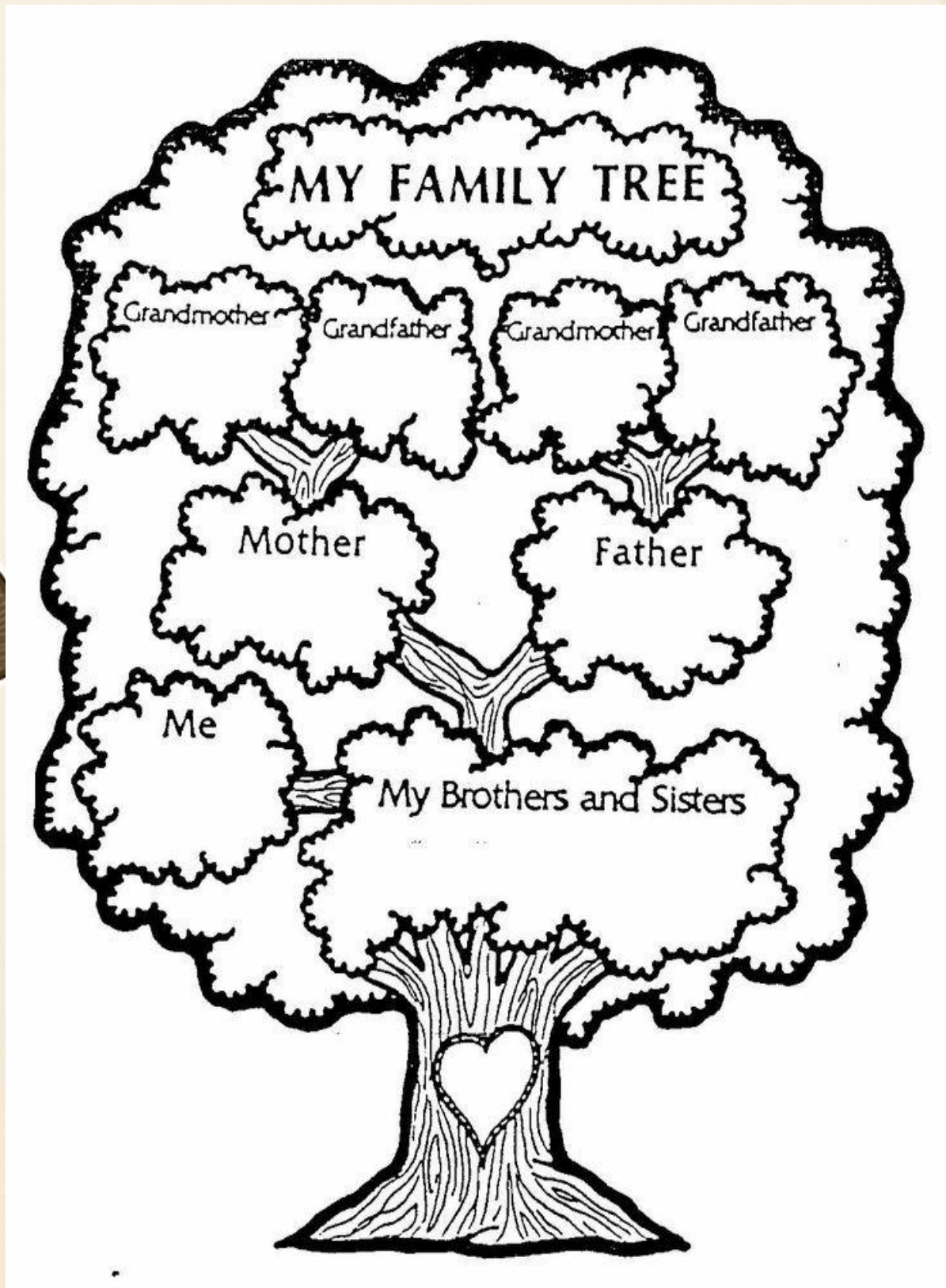
3. f _ _ g _ r 

5. t _ _ th 

6. h _ _ d 

9. n _ s _ 

Paste pictures of your Family Members and write one line about them.



The Five Senses 2

I. Fill in the appropriate group with the right word:



see	smell	hear	taste	touch
-----	-----	-----	-----	-----
-----	-----	-----	-----	-----
-----	-----	-----	-----	-----
-----	-----	-----	-----	-----

radio
perfume
gasoline
clouds
chocolate

fur
bird
voice
picture
velvet

flower
apple
feather
photo
spices

pickles
song
smoke
sunset
silk

cheese
bark
cry
soap
satin

II. Use the right verb for each sentence:

smell

touch

see

taste

hear

1. I can.....silk with my hands.



2. I can.....children playing with the ball.



3. I can.....sweet chocolate.

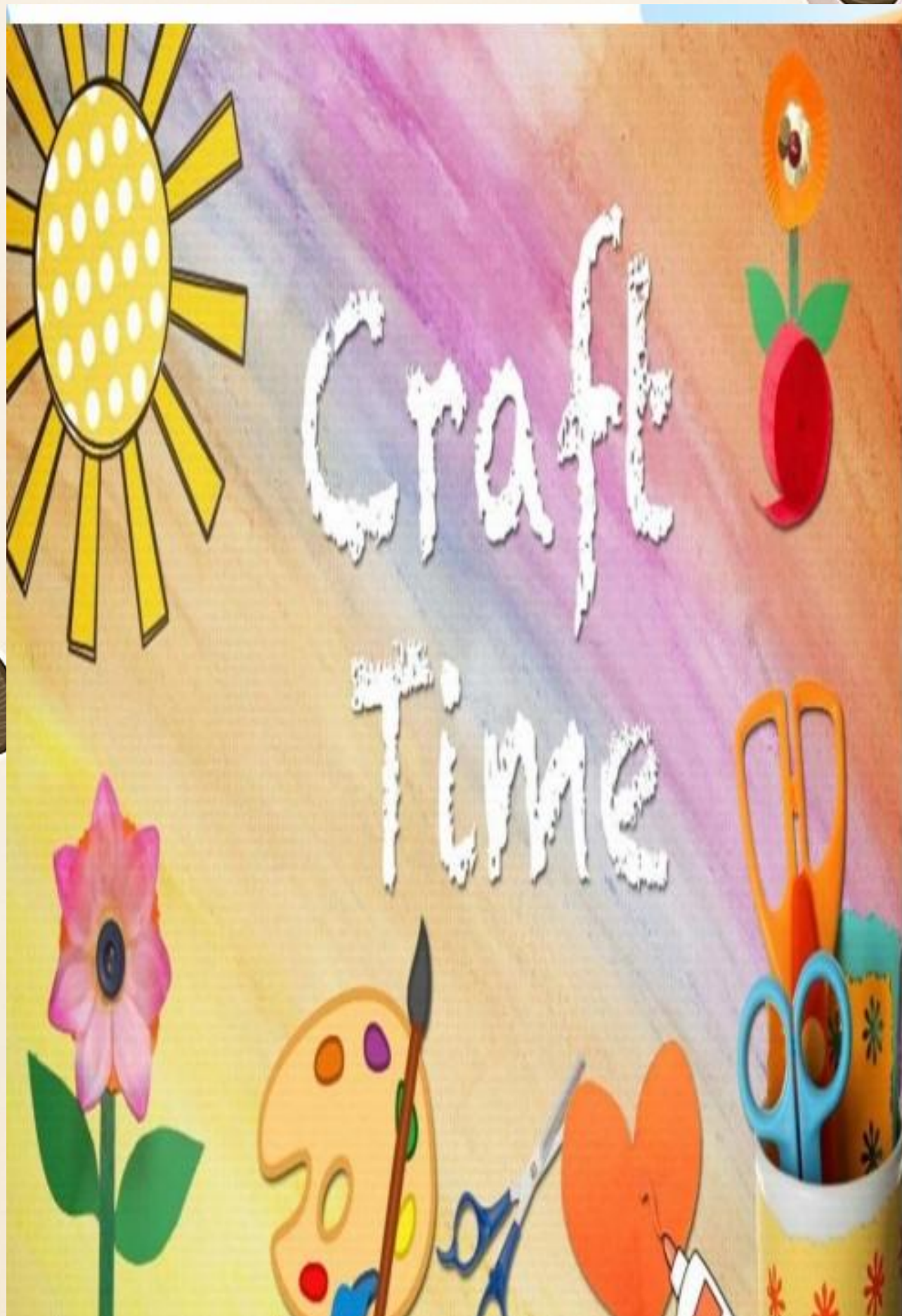


4. I can.....my mother's voice from the kitchen.




5. I can.....smoke in the house.





PROJECT WORK



Material Required:

- Different coloured sheets
- Sketch pens
- Cut outs of five sense organs
- Cut outs of pictures related to different sense organs
- Glue stick
- Half chart

Procedure:

Take half of the chart. Paste cut outs of flowers related to our five sense organs. Paste pictures related to different sense organs as shown above.

Decorate the chart nicely.

MISSING

Name _____



NUMBERS

1		3				7		9	
11			14		16		18		20
	22			25			28	29	
31	32		34				38		40
41		43		45		47		49	50
51		53		55		57		59	
	62				66		68		70
71		73		75				79	80
	82		84			87	88		
91		93		95	96			99	100



Put in the number which comes before, between or after.

Before	Between	After
_____ 29	33 _____ 35	17 _____
_____ 18	5 _____ 7	30 _____
_____ 36	21 _____ 23	9 _____
_____ 7	12 _____ 14	25 _____
_____ 25	19 _____ 21	11 _____
_____ 31	37 _____ 39	39 _____
_____ 1	7 _____ 9	3 _____
_____ 23	26 _____ 28	29 _____



Name _____

alligator, alligator!

$12 \square 12$

$13 \square 12$

$20 \square 16$

$17 \square 19$

$18 \square 18$

$15 \square 12$

$13 \square 11$




$14 \square 16$

$11 \square 12$

$11 \square 14$

$15 \square 16$

$20 \square 17$



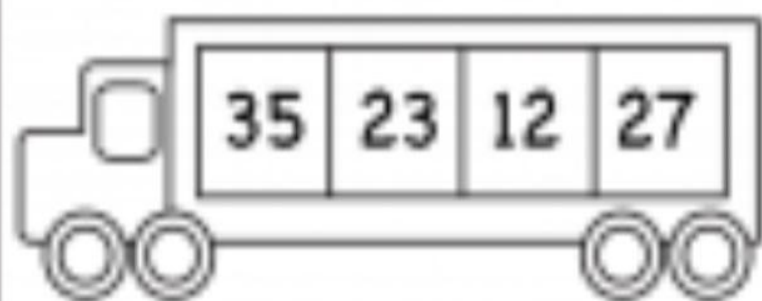
Maths

- Let us revise the **numbers and number names** in a play way method.
- Here is an Activity Treasure for you.
- Complete the given table.

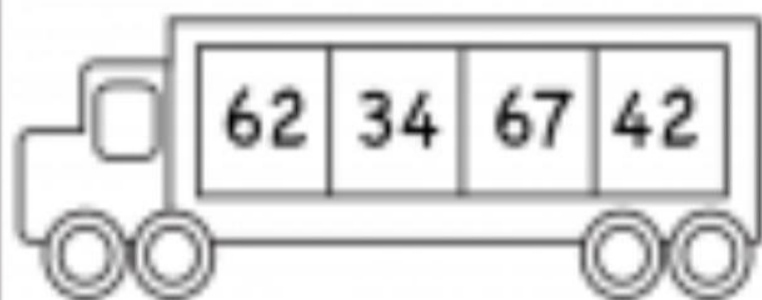
S no.	Family Member	Name	Age	Number Name
1.	Me			
2.	Father			
3.	Mother			
4.	Grand Mother			
5.	Grand Father			
6.	Brother			
7.	Sister			
8.	Uncle			
9.	Aunt			
10.	Cousin			



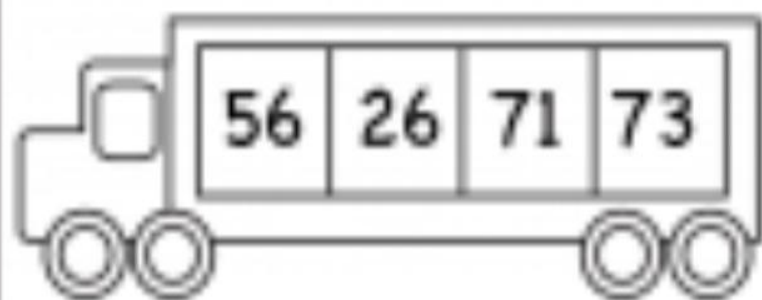
Write the numbers in order
from least to greatest.



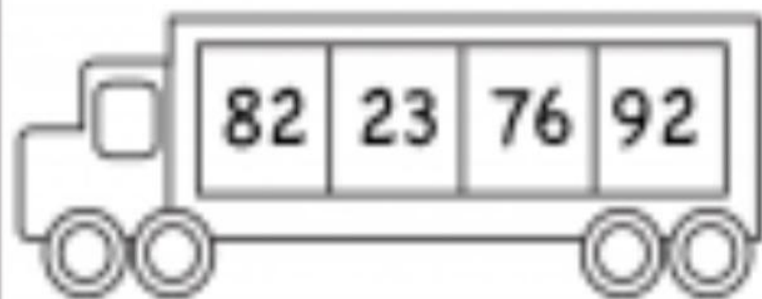
--	--	--	--



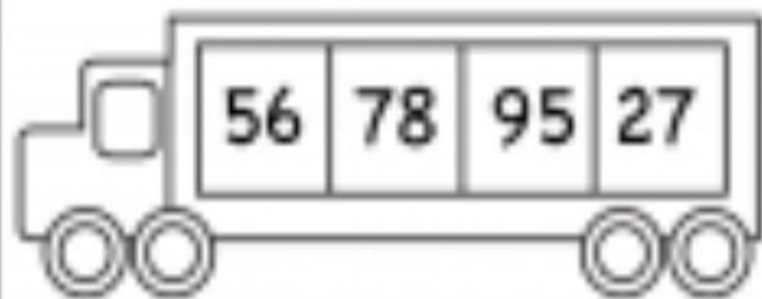
--	--	--	--



--	--	--	--



--	--	--	--



--	--	--	--

Arrange the numbers from biggest to smallest.



23	4	98	56
----	---	----	----

--	--	--	--



90	27	6	45
----	----	---	----

--	--	--	--




29	45	73	4
----	----	----	---

--	--	--	--



97	89	62	53
----	----	----	----

--	--	--	--



28	99	19	76
----	----	----	----

--	--	--	--



93	7	14	33
----	---	----	----

--	--	--	--



71	13	28	10
----	----	----	----

--	--	--	--



General Knowledge

Let us learn and enjoy:-

Colour the land animals that live on land:-



Match the adult animals with their young ones



Time For Fun

Project work

Make a project using your palm hand printing on National Symbols.

Kindly click the link and watch the video

https://www.youtube.com/watch?v=430P4JWzg_s



Material Required:-

1. A-4 SIZE SHEET
2. POSTER COLOURS
3. SKETCH PENS

***Note: Revise the whole syllabus done so far.**

Kahoot Quiz

Environmental & Arithmetical Concepts EVS

https://kahoot.it/challenge/06638989?challenge-id=d17f6cfb-eb6c-4d04-ada7-969efbc279f1_1622181788558

Maths

<https://create.kahoot.it/share/arithmetical-concepts-quiz/c25d7f60-7e96-48e9-a0d3-77f50c413of5>

Dear Parents

Kindly take print out of all the sheets and help your ward to complete holidays homework under your able guidance.

Please send completed holidays homework on the e-mail id of your respective class teacher.

