



DELHI PUBLIC SCHOOL JAMMU  
SESSION : 2023-2024

**Class : Pre-Nursery**  
**FUN IN HOLIDAYS**





**Dear Children,**

**The long awaited summer vacation is here. Summer is a time to relax, be productive and get ahead. As important as it is to rest and enjoy, it is also important to continue to learn. Strike a balance between work and play and allow yourself to grow .**

**Along with enjoying and relaxing make this summer a time things to learn new things and exploring the opportunities available.**

**To enhance your learning, we have planned enjoyable activities to keep your skills sharp and concepts clear. Use your energy and give a vent to your creativity.**

- ★ Spend quality time with your family.**
- ★ Help in household chores like watering the plants, laying the table, filling water bottles, serving the food etc.**
- ★ Ensure that you follow some time schedule like bedtime, study time, play time etc.**
- ★ Adopt healthy lifestyle like eating good nutritious food .**
- ★ Doing exercise everyday and taking care of personal hygiene. It will surely enhance your learning. Relax, enjoy and have lots of fun.**

**Headmistress**


**DPS Jammu**

**Principal**


**DPS Jammu**



Trace the lines.




Trace and colour.



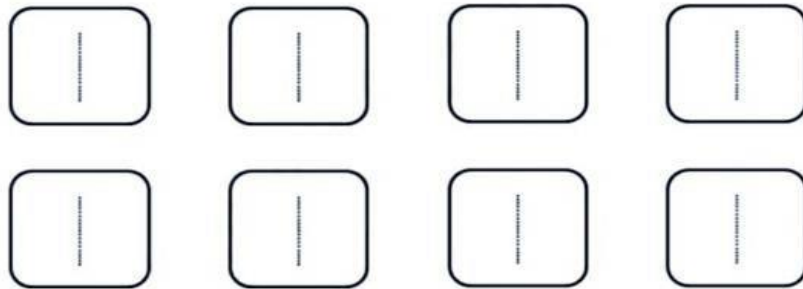


Trace the lines.



Tracing Number 1

1



Tracing and Writing Number 2



2



2

2

2

2

2

2

2

2

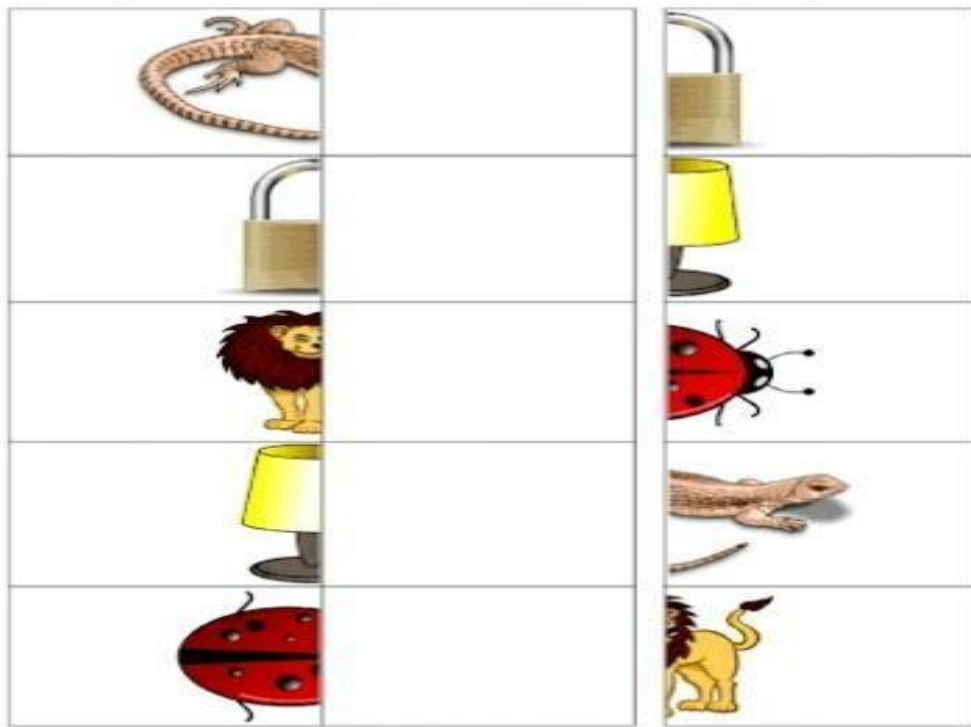
Circle the small ones.



Trace the letter L .




Match the other half of the picture starting with letter L.

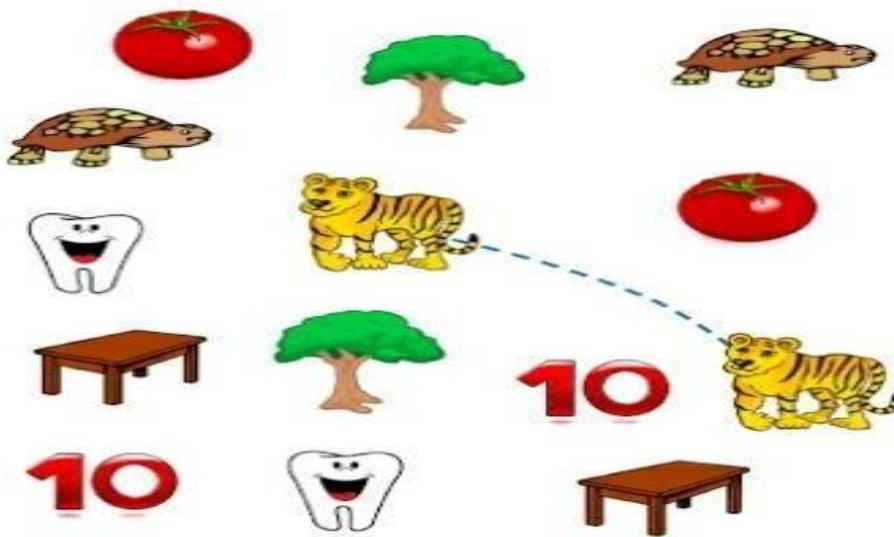




Trace the letter T.



Match the same pictures beginning with the letter T.



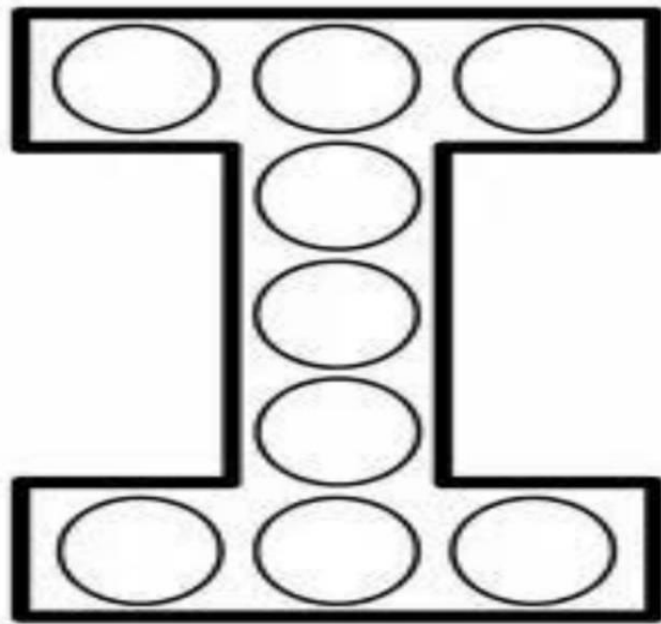
Encourage child to take a path such that they do not draw over the pictures. For clarity, use different colours to draw different lines.



Trace the letter I.




Paste the colourful bindi's in the circles given in letter I.

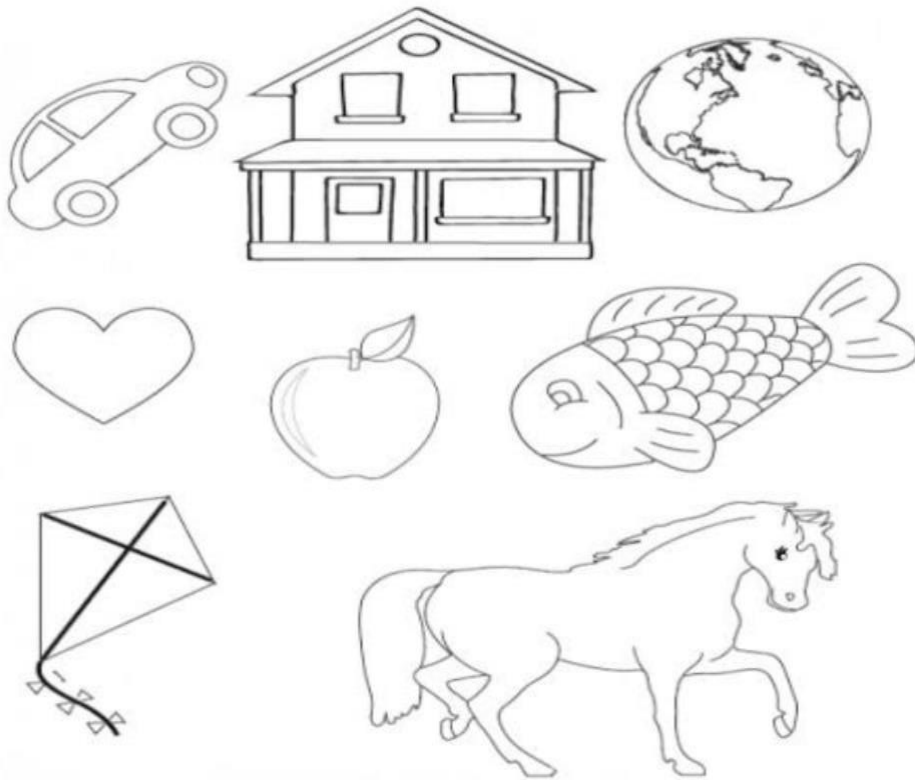




Trace the letter H.



Colour the pictures that start with letter H.



## PROJECT

**Make a rainbow.**

Material required : Cardboard , white chart, fevicol, water colour, cotton and coloured paper.

**Step 1:** Paste white chart on cardboard with the help of fevicol.

**Step 2:** Now draw half circles to make rainbow. **Step 3:** Now dip cotton in colour and do cotton dipping in rainbow. Kindly click the link given below :-

<https://pin.it/dlBoDJj>

# Happy Holidays

